



Community Assessment

2019-2020

Community Assessment

TABLE OF CONTENTS

1. GENERAL AREA DESCRIPTION	1
2. CHILD CARE RESOURCE & REFERRAL PROGRAM.....	7
3. FAMILY SUPPORT SERVICES PROGRAMS... ..	41
4. COMMUNITY SERVICES.....	63
5. HEAD START, EARLY HEAD START PROGRAMS.....	73
6. SPECIAL EDUCATION SERVICES PROGRAMS... ..	181
7. THE COMMUNITY ASSESSMENT PROCESS	205

FAMILY ENRICHMENT NETWORK, INC.

Agency-Wide Community Assessment

24 Cherry Street • POB 997 • Johnson City, NY 13790-0997

11/1/19 – 10/31/20

GENERAL AREA DESCRIPTION:

Geographic Features

The Family Enrichment Network offers the majority of its programs and services throughout the Southern Tier Region of New York. The Southern Tier includes two metropolitan areas, a number of smaller cities, and extensive rural areas on New York State's south-central border with Pennsylvania. It is 7,185 square miles, and it is located at the crossroads of three major New York highways (routes 17, I81, and I88) that extend north/south and east/west.ⁱ

The Agency operates over 30 programs in Broome County through four departments within the corporation, offering Head Start/Early Head Start, Child Care Resource & Referral, Family Support Services, Special Education Services, and Housing and Community Service programs for youth, adults and families. Broome County is located in south-central New York State, directly north of the Pennsylvania border in a section of the state called the Southern Tier. The Chenango River joins the Susquehanna River, which flows through the county. The County covers 706 square miles and consists of 25 municipalities. Binghamton is the largest city and serves as the county seat.

The Agency operates one program in Cortland County. Cortland County is located in the geographic center of New York State, mid-way between the City of Binghamton to the south and Syracuse to the north. The county is relatively small, with only 503 square miles, and 127,052 acres within the county are actively farmed. The County consists of 19 municipalities. The City of Cortland, the County's largest municipality, is located in the central-western portion of the County. Most development is located in and around the City with the rest of the county mostly rural in nature. Interstate 81 bisects the county and is the major north/south route through the county. The program operated in Cortland is the Infant/Toddler Initiative that assists in promoting quality infant/toddler care in New York State.

Family Enrichment Network also operates the Infant/Toddler initiative Tompkins County, also within the Southern Tier Region of the state. The county consists of 476 square miles of land and 16 square miles of water, making the county 492 total square miles. The county is divided by Cayuga Lake. The largest industry in Tompkins County is education with Cornell University, Ithaca College, and Tompkins Cortland Community College. The City of Ithaca is the largest town and serves as the county seat.

The Agency offers Special Education Services and Child Care Resource and Referral programs in Chenango County, which is located in the center of New York State. Chenango County is also part of the Southern Tier. The county is named after its most significant waterway, the Chenango River, a tributary of the Susquehanna River. The county has a total

area of 899 square miles and consists of 9 municipalities. The City of Norwich is the largest of these and serves as the county seat. The major development is located around the City of Norwich and in the Village of Greene. NY Route 12 is the major north/south route through the county.

Family Enrichment Network also offers Child Care Resource & Referral services and related support programs, a Nutrition Outreach and Education Program (NOEP) a Kinship Care Program, Head Start and Early Head Start programs in Tioga County. Tioga County is located in southwest New York State, west of Binghamton and directly north of the Pennsylvania border. The Susquehanna River flows into Pennsylvania from this county. The county is part of the Southern Tier region of New York State. According to the U.S. Census Bureau, the county has a total area of 523 square miles, of which 519 square miles is land and 4 square miles is water. The largest private sector employer in the county seat of Owego is Lockheed Martin.

Economic Features

Private sector employment in the Southern Tier increased over the past year by 1,500; or 0.7%, to 230,400 in February 2013. Job gains were largest in trade, education and health services (+1,400), leisure and hospitality (+1,100). Job losses were centered in manufacturing (-600) and natural resources, mining, and construction (-300). Government employment fell (-1,100) over the year.ⁱⁱ The New York State Department of Labor's Division of Research and Statistics prepared a report for the Workforce Development System in 2011 which identified "Significant Industries" in the Southern Tier Region. These industries shared one or more of the following characteristics: rapid growth (%age basis); large growth (absolute basis); high wages (average weekly wage above the regional average of \$756 in 2009); or strong expected growth through 2016. The report identified six significant industry groups in the region: construction, manufacturing, financial activities, professional and business services, which primarily sell to other businesses, educational services, and health care.ⁱⁱⁱ

According to the US Census 2010, the median income in Broome County is \$44,457. Seventy- four % of the people employed were private wage and salary workers; 20 % were federal, state, or local government workers, and 6 % were self-employed. The top three industries in the county are health and social assistance (21 %), manufacturing (14 %), and retail (15%). According to Economist Gary Keith, about 22 % of total payroll income in this area comes from the manufacturing sector, compared with approximately 11 % nationally. During the fourth quarter of 2011, the county experienced a 1.1 % increase in employment. Nine hundred jobs were added, a third of which were in the manufacturing sector. The average salary in manufacturing is \$65,500. As of December 2011, the unemployment rate in Broome County was 8.2%.

According to 2010 US Census data, the median income in Tompkins County is \$52,064. Eighty-one % of the people employed were private wage and salary workers; 12 % were federal, state, or local government workers, and 7% were self-employed. The largest three industries in the county are education services (39%) due to Cornell University and Ithaca College, health and social assistance (12%), and retail trade (10%). The unemployment rate remained unchanged at 5.5% from December 2010 to December 2011.

The median income in Tioga County was \$51,886. 76% of the people employed were private wage and salary workers; 18% were federal, state, or local government workers, and 6% were self-employed. The 3 largest industries in the county are manufacturing (40%), retail (11%), and health and social assistance (10%). As of December 2011, the unemployment rate in Tioga County was 8%.

The median income in Chenango County was \$43,304. 68% of the people employed were private wage and salary workers; 20% were federal, state, or local government workers, and 11% were self-employed. The 3 major industries in the county are manufacturing (29%), retail and health & social assistance (15% each). As of December 2011, the unemployment rate in Chenango County was 8.2%.

Demographic Features

The complexion of our Agency's population has changed somewhat dramatically over the past 30 years. Specifically, with people living longer and the migration of the younger population, the Southern Tier faces new challenges. Total population in the Southern Tier is 657,909, an increase of less than 1% since 2000. Persons 65 years old and over represent 15% of the Southern Tier's population, compared to 13% of the nation's population. Southern Tier residents under the age of 20 account for 24% of the population, compared to 27% nationally. Genworth Financial, source of an annual Cost of Care Survey canvassing some 15,500 providers of long-term care in 432 U.S. regions, predicts 2/3 of individuals over 65 will require home- or institutionally-based long term care during their remaining lifetimes.^{iv} The Southern Tier also realized a change in the ethnic mix of the population between 2000 and 2010. On a percentage basis, the region saw a 3% decrease in the white population, an increase of 21% in the black population, and an increase of 55% in the Hispanic population, resulting in a regional composition of white 89%, black 3%, Hispanic at 3%, with the remaining 5% falling into other minority classifications.

Even before the flood of 2011, a larger proportion of total housing units were older and had higher vacancy rates in the Southern Tier as compared with the state and the nation. Early impact estimates suggest that about 11,000 residences were damaged as a result of Hurricane Irene and Tropical Storm Lee floods. Consequently, whole neighborhoods have been destroyed or severely damaged in affected communities and vacancy rates have risen dramatically. Until major restoration and repairs are complete, housing and revitalizing neighborhoods will remain a major Southern Tier challenge.^v

According to the 2010 Census, Broome County had a total population of 200,600. Eighty-eight % of the population was identified as white, with largest ethnic groups representing blacks and Asians at 5% and 4% respectively. 17% of all individuals live below the poverty level, and 24% of individuals with related children under 18 years old were below the poverty level. Thirty-one % of all households with related children under 18 years old received Social Security Income, cash public assistance or food stamps. Ninety-eight % of the county's residents are US citizens, speaking 35 languages, with 91 % of the population speaking English only. Sixty-seven % of the housing units are owner occupied. Average housing costs are \$818 per

month for homeowners and \$647 per month for renters. Ten % of the population over the age of 20 does not possess a high school diploma or equivalent.

In 2010, Chenango County had a total population of 43,304. The minority population is 3%. 15% of people live in poverty, and 21% of individuals with related children under 18 live below the poverty level.

Tioga County's population is 51,125. 97% is white, 1% is black, and the remainder claimed other minority classifications. 9% of the population lives in poverty, and 12% of individuals with related children under the age of 18 are below the poverty level. Over 99% of the residents are US citizens. The high school graduation rate is 91%. 20% of the households with children under the age of 18 receive Social Security Income, food stamps or public cash assistance. 80% of the housing units are owner occupied, with average housing costs of \$843 for home owners and \$590 for renters.

Tompkins County's population is 101,564. The racial diversity and population growth is in large due to the student populations of Cornell University and Ithaca College. 12% of the people living in Tompkins County in 2009 were foreign born. 83% are white, with the largest group of minorities reported as black and Asian at 4% and 9% respectively. 13% of households with related children under 18 were below the poverty level.^{vi}

The number of minority persons within Family Enrichment Network's Head Start service area represents 16.8% of the total service area population compared to 8.5% of the population in Broome County outside the service area. (See Table 1 for 2010 Census details about minority populations.) Within Family Enrichment Network's service area the minority population has increased substantially in 20 years. In April 1990, the service area's minority population was 6.5%, and today it is 16.8%.

Table I. 2013 Population Statistics For Head Start Service Area, Broome County, Tioga County, Cortland County, Chenango County and Tompkins County. ^{vii}

AREA	2013 TOTAL POPULATION	2013 MINORITY POPULATION	2013 MINORITY %AGE
City of Binghamton	46,975	10,408	22.2%
Town of Binghamton	4,914	134	2.7%
Johnson City	15,063	2,538	16.8%
Conklin	5,392	53	9.9%
Kirkwood	5,814	229	3.9%
Dickinson	5,262	660	12.5%
Port Dickinson	1,432	46	3.2%
TOTAL Service Area	84,852	14,068	16.6%
TOTAL Broome County	199,298	23,905	12%
TOTAL Tioga County	50,789	960	1.9%
TOTAL Chenango County	50,121	1756	3.5%
TOTAL Tompkins County	102,270	18,079	17.6%

Sources:

¹ Broome County Chamber of Commerce, Economic and Social Profile, 2000.

² New York State Department of Labor's Division of Research and Statistics, Southern Tier 2013.

³ NYS Department of Labor Significant Industries: A Report to the Workforce Development System Southern Tier 2011

⁴ Regional Economic Development Council of the Southern Tier, The Southern Tier's Approach to Economic Development, 2011

⁵ New York State Homes and Community Renewal Office of Policy & Research : 2011 Catalogue of Need Southern Tier Region

⁶ U.S. Census Bureau American Fact Finder interactive website

Child Care Resource and Referral Program

The Family Enrichment Network's Child Care Resource and Referral (CCR&R) program serves parents, child care providers, businesses, and the community in Broome, Chenango, and Tioga Counties.

QUALITY CHILD CARE

Quality child care is a daily concern for millions of American parents. Early childhood experiences have a long lasting effect on a child's future. Studies have shown that quality child care practices in the formative years result in a greater cognitive development, improved teacher-student relationships, better classroom behavior, longer attention spans, and desirable social skills.

Research is especially showing the importance of the first few years of life in brain development.¹ Toxic stress, such as abuse, poverty, or neglect or other "ACEs" (Adverse Childhood Experiences), damages developing brain architecture, which can lead to lifelong problems in learning, behavior, and physical and mental health. These ACEs are being identified as an important public health issue.²

There is information available in the community to aid parents in finding quality child care and the importance of early experiences. When parents call Family Enrichment Network's referral service, they are given information on what to look for in a quality program and questions to ask prospective providers. This information can be accessed on our website as well. Parents can review violations on registered or licensed providers on the OCFS website by conducting a Day Care Facility search. Information on finding quality child care can be found online at Child Care Aware of America or the National Association for the Education of Young Children (NAEYC) websites. Links can be found on our website.

QUALITYstarsNY

QUALITYstarsNY is New York's quality rating and improvement system. New York State has invested \$5 million from the state budget into QUALITYstarsNY. According to the QUALITYstarsNY website, the investment only supports about 800 programs state-wide.³ Many of these programs are in high needs communities, as well as communities which were part of the initial 13 field test in 2010. Binghamton is one area of the state in which QUALITYstarsNY is implemented and recently expanded. There are currently 24 programs from Broome and Tioga Counties in QUALITYstarsNY.

The CCR&R staff continue to prepare child care programs for implementation with quality improvement projects through training, onsite assistance, and information sharing.

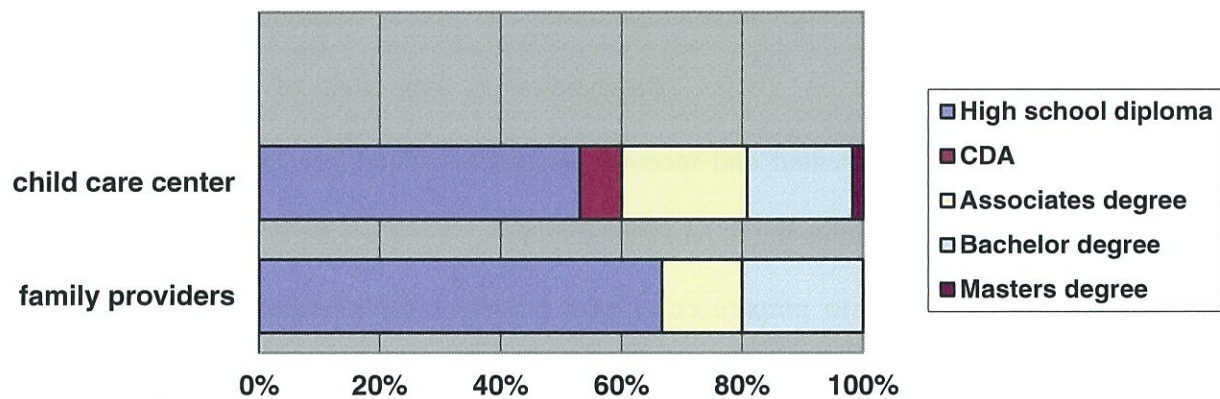
The quality of child care programs in our community is hard to determine due to the lack of a full quality rating system. The number of accredited programs is low due to the cost of accreditation. One licensed child care center, Campus Preschool at Binghamton University, is accredited through the National Association for the Education of Young Children (NAEYC).⁴ There are no family child care programs accredited through the National Association of Family Child Care at this time.⁵

Education of the Child Care Workforce

Child care programs in Broome, Chenango, and Tioga Counties are surveyed about the educational qualifications of providers and child care center staff annually. According to Child Care Aware of America's *Child Care in America: 2012 State Fact Sheets*, 44% of family child care providers across the country have a high school diploma or lower.⁶ Our survey shows 67% of local family and group family child care providers having a high school diploma, while 33%

of family providers have a college degree, with an associate's degree or higher.⁷ The national average for child care center staff, teacher, or assistant teacher with a high school diploma or lower is 20%.⁸ Chart 1 shows the local education of our child care workforce.

CHART 1: % of Education of Child Care Workforce



Turnover

One of most important elements in a high quality child care experience is the teacher or primary provider. In the earliest years of life, children are developing attachments to the adults in their lives. Strong emotional attachments allow children to develop a sense of trust and to build healthy relationships with other people. When these attachments are not strong and secure, children may suffer the emotional consequences for the rest of their lives. Changes in a child's teacher or primary care provider can interrupt a child's development and cause a period of transition and readjustment.

Staff turnover varies by program and type of program. When a program closes, a family needs to find alternate care. Due to the nature of family child care, there is no turnover in provider. When the provider leaves, the program closes. Center based staff turnover is much different and varies by program. In a survey of local child care center directors, the average turnover rate in

2018 was 44%.⁹ This is a significant increase from 18% in 2016 and 23% in 2017. It is above the national average for child care center staff turnover is about 30%.¹⁰

CCR&R Resource for Child Care Quality Improvement

Family Enrichment Network's CCR&R offers many resources to help child care providers and programs in Broome, Chenango, and Tioga Counties improve their quality.

- **Technical Assistance:** Specialists offer basic support to answer questions for providers. In 2018, Specialists offered 1611 technical assistances to 159 providers and programs. Specialist can offer onsite visits to programs to help with best child care practices. In 2018, Specialists offered 126 onsite technical assistance visits to 59 providers and programs.¹¹
- **Infant Toddler Project:** Family Enrichment Network has an Infant Toddler Specialist as part of the Regional Infant Toddler Network. The Infant Toddler Specialist works in the 4 counties of Broome, Tioga, Chenango, and Tompkins. The Infant Toddler Specialist offers mentoring, technical assistance, onsite intensive technical assistance, and training to parents, providers, OCFS licensing staff, CCR&R staff, and the community on infant/toddler best practices and the importance of offering quality care to those ages. Table 1 below shows the milestone goals for the Regional Infant Toddler Specialists in the 2018-2019 program year.

TABLE 1: 2018-2019 Regional Infant Toddler Specialist Milestone Numbers¹²

	Regional Infant Toddler Specialist Project Numbers
Basic Technical Assistance	130
Number of Training Hours	160

Intensive Technical Assistance	346
--------------------------------	-----

Since the Infant Toddler Specialist is only funded for 20 hours a week, and funding remained flat since it started in 2005, a limited number of programs throughout the 5 counties can be reached. CCR&Rs were notified by OCFS in January 2019 of increased funding for the existing contract and future contracts.

- **Legally Exempt Enrollment:** Since July 2006, the CCR&R has been the Legally Exempt Enrollment Agency for Broome, Chenango, and Tioga Counties, working collaboratively with the local Department of Social Services (DSS) in the respective counties. If a provider is not registered or licensed by OCFS, and the parents are receiving a child care subsidy to help them pay for child care, the legally exempt provider must complete the enrollment process through the CCR&R to receive the subsidy payment from DSS. At this point, there are several steps in the enrollment process, including the completion of the 15 page enrollment packet and minimal background checks. The Enrollment Agency staff assists both the parents and the providers with the often confusing paperwork that is required for this process. After the Enrollment Agency has determined that the enrollment paperwork is complete and correct, the preliminary background checks are completed, which includes the New York State Sex Offender Registry, the provider is temporarily enrolled and a final check is requested from the DSS. DSS then notifies the Enrollment Agency if the provider meets or does not meet the enrollment requirements. Legally exempt providers are required to re-enroll every year that they are receiving subsidy payments. The federal Child Care Development Block Grant (CCDBG) is bringing many changes to the New York subsidy system, including legally exempt

providers. Changes are still in process, but will include fingerprinting background checks for all non-relatives and 100% inspections. A 5-hour online health and safety training is now required.

Table 2 below shows the number of legally exempt providers in Broome, Chenango, and Tioga Counties.

TABLE 2: 2018 Legally Exempt Enrollment By Type¹³

	FCC	In Home	Group
Broome County	48	61	2
Chenango County	19	19	0
Tioga County	45	23	2

In addition to enrolling legally exempt providers, at this time the Enrollment Agency is required to conduct home inspections of 20% of the legally exempt family child care providers, providing care in their own home and who are not participating in the Child and Adult Care Food Program (CACFP). This basic inspection looks at the completed Health and Safety checklist, which was attested to in their application and verifies the safety of each. Broome County DSS has an additional requirement that legally exempt family child care providers providing care over 30 hours a week must be in CACFP. In the near future, the CCDBG will be requiring 100% inspections of all non-relative legally exempt providers. OCFS is waiting for laws to be changed in order to implement this requirement.

Chart 2 shows that only 18% of enrolled legally exempt providers in Broome County were inspected by either Enrollment Agency staff or CACFP staff in 2018. Therefore,

we do not know the quality of the child care provided in 82% of the legally exempt homes in the County.

CHART 2: Broome County LE Inspections

■ In-home	■ FCC Not Inspected
■ FCC Inspected	■ FCC In CACFP

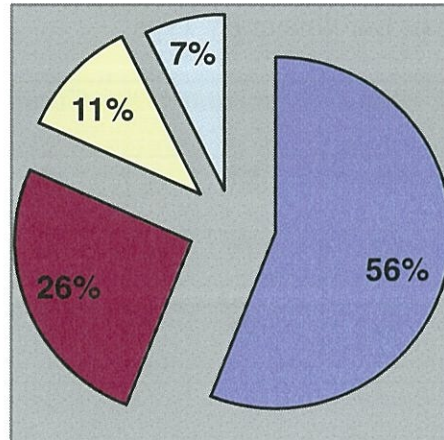
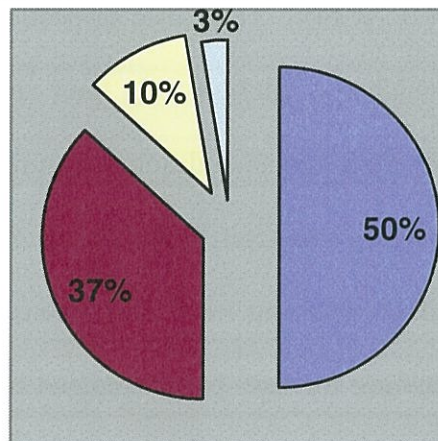
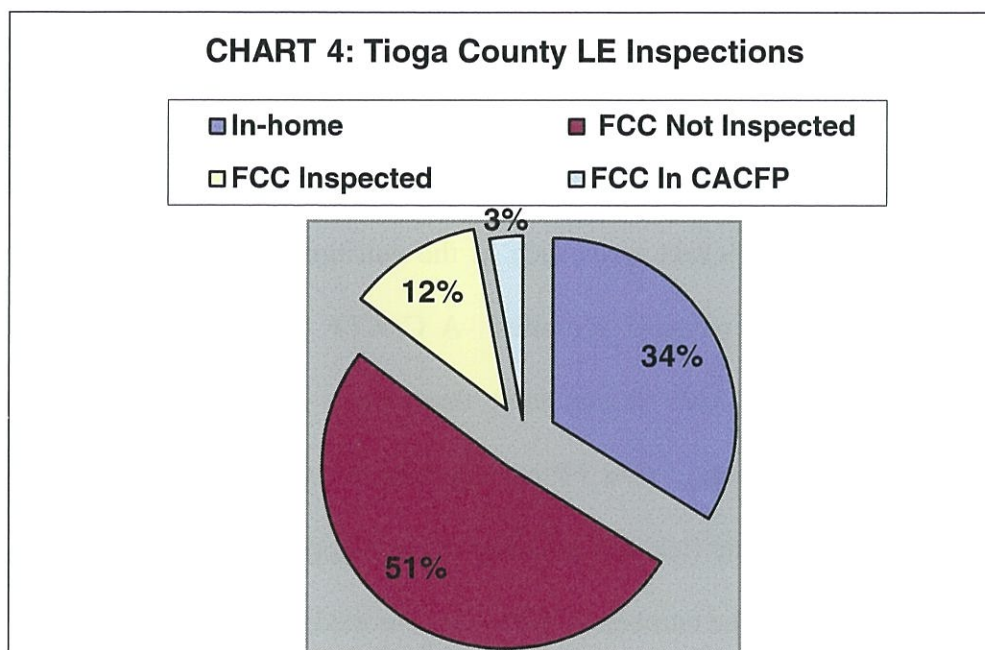


CHART 3: Chenango County LE Inspections

■ In-home	■ FCC Not Inspected
■ FCC Inspected	■ FCC In CACFP





As Chart 3 and Chart 4 indicate, both Chenango and Tioga Counties' inspection percentages are slightly lower than Broome Count. A total of 15% of Tioga County legally exempt providers are inspected, while 13% of Chenango County legally exempt providers are inspected.¹⁴ This shows a high number of child care arrangements receiving money from the County and State which are not inspected and there is no way to determine the quality of care provided to these children.

- The Child and Adult Care Food Program: The Child and Adult Care Food Program (CACFP) plays a vital role in improving the quality of child care. CACFP ensures that all children in child care have access to a nutritious meals and snacks and learn how to improve their eating habits through early nutrition education. This is especially important today because childhood obesity has become a national epidemic. More than 1/3 of children in the United States are overweight or obese. The New York State Department of Health together with the United State Department of Agriculture (USDA) allocates funds to Family Enrichment Network to be the regional sponsoring agency for

family child care providers. Family Enrichment Network in turn reimburses eligible registered, licensed, and enrolled legally exempt family child care providers for nutritious meals and snacks served to children in their care. CACFP offers ongoing training to participating providers in relevant areas such as the nutritional needs of children, food safety, menu planning, and physical activities. A CACFP representative from Family Enrichment Network visits each site at least three times a year providing in-home assistance and nutrition training. CACFP participation decreased again in 2018 due to providers leaving the childcare field and pursuing other job opportunities.

Tables 3 and 4 below show the numbers of providers enrolled in CACFP.

TABLE 3: CACFP Participation Numbers:¹⁵

	Registered Providers in CACFP	Licensed Providers in CACFP	Number of Registered/Licensed Providers NOT in CACFP	Percentage of Total Providers in CACFP
Broome County	17	18	21	63%
Chenango County	15	12	6	82%
Tioga County	5	6	4	73%

TABLE 4: Legally Exempt Participation in CACFP

	Legally Exempt Providers in CACFP	Legally Exempt Providers Eligible But Not in CACFP	Percentage of Total Eligible LE Providers in CACFP
Broome County	8	48	17%
Chenango County	1	18	5%
Tioga County	2	43	4%

Despite the Broome County DSS additional standard mandating legally exempt family child care providers, providing childcare in their own home over 30 hours a week, to be enrolled in CACFP, there is still very few legally exempt providers in CACFP. There is been also been a decrease in the number of legally exempt providers eligible for CACFP due to care being “in-home” or conducted in the child’s home. The CACFP staff continue to do outreach and recruitment to enroll providers into the CACFP program. Enrollment in the CACFP program is an indicator of quality child care.

- **Chenango County Cavity Free Kids:** The Chenango County United Way awarded Family Enrichment Network CCR&R funding to implement the Cavity Free Kids curriculum into child care programs in Chenango County. Cavity Free Kids is oral health education for young children and their families. Oral health is identified as a health issue in Chenango County. In 2018, CCR&R was able to offer the program to 10 different child care programs serving 117 children.
- **Second Step – Early Childhood Mental Health Consultation Project:** The Broome County United Way awarded Family Enrichment Network CCR&R funding to implement social-emotional curriculum and support to child care programs on the north and east side of Binghamton. CCR&R staff are able to work intensively with the child care center in that location to implement the Second Step curriculum. The preschool classroom identifies 5 children out of 14 with more serious social-emotional development concerns. The CCR&R staff offers one-on-one training and support to the classroom teachers and children in the classroom.
- **Child Care Provider Professional Development and Training:** Research has shown that caregiver professional development or training has a direct correlation to the quality of

child care provided.¹⁶ Regulated child care providers are required by the New York State Office of Children and Family Services (OCFS) to complete 30 hours of training every two years, in nine categories of training.¹⁷

CCR&R Training Opportunities

CCR&R publishes a semi-annual calendar of all training offered to meet OCFS requirements. The CCR&R ensures that each category is offered at least twice annually in each of the three counties in the service delivery area. CCR&R also publishes a quarterly newsletter containing Agency news, updates on regulations, best practices information, and educational articles.

Table 5 shows the trainings offered by Family Enrichment Network's CCR&R and the number of attendees in 2018, both duplicated and unduplicated numbers of providers trained.

TABLE 5: 2018 Training Attendance¹⁸

	# of sessions scheduled	Total # of providers trained	Unduplicated # of providers trained
CCR&R Trainings	53	606	128

Included in the CCR&R training calendar are stand-alone workshops and sequential trainings, as well as the opportunity to contact us to conduct training individualized to the program at their location. At each training, participants are offered the opportunity for a follow-up onsite intensive technical assistance visit to their program by the trainer to further assist in the implementation of the training material. As of this time, none of the participants have chosen to take advantage of this opportunity.

Onsite Training for Corrective Action

In 2018, CCR&R conducted 6 onsite trainings for programs to meet OCFS Corrective Action Plans for lack of supervision. A total of 85 staff were trained at these trainings.

Onsite Training

Many more on-site training opportunities were conducted in 2018, where CCR&R trainers went directly to the child care program to train their staff, based on either requests for quality improvement or for OCFS corrective action because of the licensing violation.

The CCR&R contract includes funding for Childcare Program Onsite Training as a Community Based Strategy. This allows child care centers and SACC programs to request 1 free onsite training each program year.

In 2018, CCR&R staff conducted 6 onsite training opportunities for a total of 302 staff.

Health and Safety Competency Training

CCR&R offers the initial 15 hour Health and Safety Competency Training, which is required for any new family or group family child care registration/license. The OCFS-approved curriculum requires that it be presented to a minimum of 2 and a maximum of 10 potential providers after their daycare application has been submitted to OCFS.

To meet this requirement in 2018, CCR&R staff scheduled this course quarterly. CCR&R provided 4 sessions of the Health and Safety Competency Training for 10 new prospective providers in 2018. Recruitment of new programs remains low.

Family Enrichment Network also offered the new 15-hour Health and Safety Training for Directors, for center directors, school-age child care center directors, and enrollment

legally exempt group directors. This training became required in October of 2017. CCR&R offered 4 session of this training for 17 directors.

Child Development Associate Credential (CDA)

CCR&R offers the 120 training hours needed for the Child Development Associate (CDA) program. In addition to the formal instruction, CDA candidates must submit an application to the national organization Council for Professional Recognition and take a test at a qualifying testing site. A Professional Development Specialist who contracts with the Council for Professional Recognition conducts a classroom observation, reviews the candidate's portfolio, and conducts an interview with the candidate for final credentialing approval. The CDA classes offered at Family Enrichment Network assist candidates with their portfolio and prepares them for the observation and interview. The CDA classes are offered to coincide with the school calendar.

To date, 50 participates have completed the class series since it started in 2011. For the 2018-2019 classes, there are 11 participants enrolled.

CPR and First Aid Training

CPR and First Aid training is mandated for every family child care provider and large programs need at least one trained staff person onsite during hours of operation. CCR&R meets the majority of the family child care community needs for this training.

TABLE 7: 2018 CPR/First Aid Class Participation

	# of Trainings Offered	# of Providers Trained
Broome County	9	27
Chenango County	9	14
Tioga County	2	13

Webcast (Videoconference) Training

CCR&R provides a co-trainer in each of the three counties of Broome, Chenango, and Tioga for the SUNY Professional Development Program (PDP) webcasts, formerly the videoconferences. Webcasts are free trainings presented by expert panelists, broadcast live from Albany to locations throughout the State. The CCR&R Co-trainers facilitate discussions and activities at the local training sites during the broadcast. The webcasts are available to child care providers of all modalities. The number of webcasts scheduled and held in 2018 remained at 3.

Training Challenges

Training provided by the CCR&R is a “fee for service” program. Information is provided to child care providers about funding scholarships opportunities, including the Educational Incentive Program (EIP) funds and CSEA/VOICE (family child care union) grants. EIP funding is allocated yearly in the NYS budget through the Office of Children and Family Services and SUNY PDP to offer scholarships for eligible child care providers to use for approved trainings, including substitutes and assistants. Providers who are income eligible can utilize this funding for credit or non-credit courses at the college-level as well as conferences and CCR&R trainings offered by credentialed trainers. Providers can only use EIP funding for non-credit training conducted by a NYS Early Learning Trainer Credentialed trainer. Currently, CCR&R has 3 staff who are credentialed trainers and are able to present training eligible for EIP funding. This limits the opportunities available to providers.

CSEA/VOICE funding is also allocated in the NYS budget for training and grants for family child care providers. Only family child care providers or group family child care providers are eligible for CSEA/VOICE training scholarships, not assistants or substitutes. Despite these scholarship options, providers still indicate training costs as a barrier to professional development and additional funds are necessary for our community.

Training Needs

CCR&R conducts training needs surveys annually, as well as on all evaluations distributed at trainings. Child care providers of all modalities continue to request training on children's challenging behaviors. The number of children experiencing trauma from abuse or neglect continues to rise. 26% of children in the United States will witness or experience a traumatic event before they turn four.¹⁹ Child care providers need to know how to work with children who exhibit behavior difficulties due to trauma. CCR&R staff offer workshops on Conscious Discipline basics, FLIP IT, the Pyramid Model and Second Step, but these do not offer the intensive intervention needed for children who have experienced trauma. There are almost no resources available for mental health counseling for children under the age of 5. Even resources for children over 5 are limited with long waiting lists. Expansion of Early Childhood Mental Health Consultation and Counseling is needed.

SUPPLY AND DEMAND OF CHILD CARE

Parents needing child care while they work or go to school have various care options: child care centers, registered/licensed family child care homes, informal or legally exempt providers,

school age child care programs, or in-home child care providers (nannies). Nursery schools, preschools, and Universal Pre-kindergarten programs do not typically offer full time child care and often do not meet the needs of working parents. Head Start programs are moving toward full-day classes, but typically still only offer care for 6 hours and does not meet the needs of working parents. Wrap-around care is still needed.

Tables 8, 9, and 10 show the breakdown of providers in Broome, Chenango, and Tioga Counties.²⁰

TABLE 8: Child Care Providers in Broome County - 2018

	Child Care Centers	Family Child Care	Group Family Child Care	SACC Programs
Binghamton	9	8	14	11
Endicott/Endwell	5	9	2	6
Johnson City	3	8	1	2
Vestal	3	1	2	5
Surrounding Areas	2	8	3	2
Broome County Totals	22	34	22	26

TABLE 9: Child Care Providers in Chenango County - 2018

	Child Care Centers	Family Child Care	Group Family Child Care	SACC Programs
Afton	0	1	0	0
Bainbridge/Guilford	0	0	0	0
New Berlin	0	1	1	0
Norwich	0	6	5	2
Oxford	0	2	2	1

Sherburne	0	4	4	0
Greene	0	7	2	1
Surrounding Areas	0	1	1	0
Chenango County Totals	0	22	15	4

TABLE 10: Child Care Providers in Tioga County - 2018

	Child Care Centers	Family Child Care	Group Family Child Care	SACC Programs
Apalachin	1	1	1	2
Candor	0	3	0	0
Newark Valley	0	1	1	1
Owego	1	3	0	1
Waverly	1	0	3	0
Surrounding Areas	0	2	1	1
Tioga County Totals	3	10	6	5

When comparing the local child care numbers with U.S. Census data, there is a great need for child care in our area. To meet the demand for child care for children under age 5, 1464 more slots are needed in Broome County, 580 slots in Chenango County and 602 slots in Tioga County (See Tables 11, 12, and 13). To address the demand for school age child care for children ages 5 to 12, 2434 more slots are needed in Broome County, 880 in Chenango County and 1079 slots in Tioga County.

TABLE 11: Broome County Unmet Need

	Under 5	5-12 Years
# of Children ²¹	10,069	15,712

Demand for Child Care ²²	(61%) 6,142	(50%) 7,856
Regulated Capacity ²³	2,098	1,965
Using Relative/In-Home Care ²⁴	(42%) 2,580	(44%) 3,457
Total Unmet Need (Slots Needed)	1,464	2,434

TABLE 12: Chenango County Unmet Need

	Under 5	5-12 Years
# of Children	2,537	4,212
Demand for Child Care	(61%) 1,548	(50%) 2,106
Regulated Capacity	318	299
Using Relative/In-Home Care	(42%) 650	(44%) 927
Total Unmet Need (Slots Needed)	580	880

TABLE 13: Tioga County Unmet Need

	Under 5	5-12 Years
# of Children	2,477	4,469
Demand for Child Care	(61%) 1,511	(50%) 2,235
Regulated Capacity	274	173
Using Relative/In-Home Care	(42%) 635	(44%) 983
Total Unmet Need (Slots Needed)	602	1,079

Waiting Lists

Because of the lack of openings, many child care centers have waiting lists to enroll new children. A survey of local child care centers shows 67% of programs have a waiting list. The survey also shows it can take an average of 6 months for a parent to find infant child care.

Growing Child Care

Family Enrichment Network was awarded a grant through Assemblywoman Donna Lupardo for increasing child care spots in Broome County in 2018. The funding will help new family providers cover the costs of starting a program, including training, supplies, and home repairs. The goal is to open an additional 10 programs, to serve 80 additional children.

The 4 biggest areas in which the demand is greater than the supply are:

1. Infant Toddler Care
2. Child Care Deserts
3. Children with Challenging Behaviors or Special Needs
4. School Age Child Care with Transportation

1. Infant Toddler Care: According to reports of Family Enrichment Network's NACCRRAware database, 920 children were served using the referral services in Broome, Chenango, and Tioga Counties in 2018. 48% of the care needed in all three counties were under the age of 3. Based on county, 48% of care needed in Broome County was under the age of 3, 62% of the care needed in Chenango County was under the age of 3 and 30% of the care needed in Tioga County was for infants and toddlers. Referral Specialists state that infant and toddler spaces fill quickly when they are available in programs. In family child care, a child is considered an "infant" until the age of 2. A family child care provider can only care for 2 children under the age of 2 (without an approved assistant), so spots are limited. Child care centers lose money in infant

classrooms due to the needed staffing ratios, so there is no incentive to open more classrooms for this age. More care for infants is needed in the community.

2. Child Care Deserts: The Center for American Progress released a report showing areas of the United States where there is a lack of child care.²⁵ For the report, the Center for American Progress collected and analyzed data on the location and capacity of registered/licensed child care in every state, comparing it to the estimates in population, family income and labor force participation for every U.S. census tract. The analysis shows 51% of Americans live in a child care desert.²⁶ Most of the Broome, Chenango, and Tioga Counties areas are identified as being a child care desert.

The report shows that rural areas have a higher concentration of child care deserts, which is consistent with our area. As shown in Tables 8 through 10, there are 11 family/group family child care providers in the rural areas of Broome County, 2 in Chenango County, and 3 in Tioga County. There are only 2 centers in the rural areas of Broome County and none in Chenango or Tioga Counties.

In addition to the rural areas of Broome County, which include Windsor School District, Deposit School District, Whitney Point School District, and Harpursville School District, there are school districts with limited child care programs, including Chenango Valley School District, Chenango Forks School District, and Vestal School District.

3. Children with Challenging Behaviors or Special Needs: Finding care for children with special needs or challenging behaviors can be difficult. These children may be especially challenging to work with in a group setting, often times being disruptive, exhibiting negative behaviors, or

needing one-on-one attention. Most providers may not have the experience or training to work with these children and may not be equipped to handle their particular needs. CCR&R finds many child care programs do not have the time or resources to help children with challenging behaviors and children are often expelled from the program. Research shows preschool children are expelled 3 times the rate of K-12 students.²⁷ Because of these statistics, New York State implemented Pyramid Model Training, which is a framework to assist programs with social-emotional competencies and development in children.

Family Enrichment Network CCR&R tracks the calls received from parents requesting child care for children with behavior issues, emotional concerns, autism, educational disabilities, or developmental delays, if they choose to disclose this information. During 2018, in Broome County, 33 families with children exhibiting one of these needs were looking for care, 4 families in Chenango County, and 8 families in Tioga County.

4. School Age Child Care with Transportation: According to the U.S. Department of Labor and U.S. Bureau of Labor Statistics report “Women in the Labor Force: A Databook” from December 2015, 70.8% of mothers with children under 18 years of age are in the workforce. Mothers with children 6 to 17 years of age are more likely to participate in the labor force (75.8%) than mothers with children under 6 years of age (64.3%).²⁸ Each day, more than 4 million children between the ages of five and fourteen go home to an empty house and are unsupervised, placing them at a higher risk for a range of problems, including school failure or risk taking behaviors, such as smoking, drug experimentation, drinking, and early sexual experimentation. Studies also show that school days between the hours of 3pm and 7pm are the peak times for children to commit crimes or become crime victims.

Because of the lack of after school care, the cost, and the difficulty finding transportation to programs if the program is out the district, families often turn to unregulated care, such as relatives, friends, or self-care, which can include the oldest child providing care for the younger siblings or some children home alone. Most states do not have regulations or laws that clarify when a child is considered old enough to care for him/herself or to care for other children.²⁹

School age care was previously recognized as a local issue, but traction has been lost over the last year. Assemblywoman Donna Lupardo was instrumental in developing the Early Learning Network of Broome and Tioga, a local chapter of the New York State After School Network (NYSAN) to address this age. There were no meetings in 2018 for this group.

According to Family Enrichment Network's NACCRRAware database, 920 children were served using the referral service in 2018. Of these children, 23% were school age children in the 3 counties. 23% needing care in Broome County were ages 5-12, 12% in Chenango County were school age, and 42% in Tioga County were school age.

MARKET RATES OF CHILD CARE

Child care is expensive, especially high quality child care. Low income families traditionally have less access to higher quality, affordable child care. The welfare to work movement created its own set of issues for working parents. Many of the jobs that welfare recipients have entered pay very low wages with no benefits, which still makes them eligible for child care subsidies. They also frequently involve non-traditional hours (evenings, weekends, or overnights), of which there are limited options available. According to the Annie E. Casey Foundation's 2016 Kids Count Data Book, 22% of children in New York State live in poverty.

A total of 711 families in Broome County are receiving child care assistance.³⁰ There are 51 families in Chenango County receiving child care assistance³¹. There are 158 families in Tioga County receiving child care assistance.³² The New York State Child Care Block Grant (NYS CCBG) projected allocation is \$3,839,424 to Broome County from 2018-2019, \$563,460 to Chenango County for 2018-2019 and \$1,319,927 to Tioga County for 2018-2019.

The average cost of full-time child care for infants in Broome County is \$7,696 per year per child in family child care and \$10,400 for center based child care. The average cost of full time child care for a preschooler in Broome County is \$7,384 per year per child for family child care and \$9,100 per year for center based child care.³³

TABLE 14: Subsidized Rate (Market Rate) Versus Private Pay Rates for Child Care³⁴

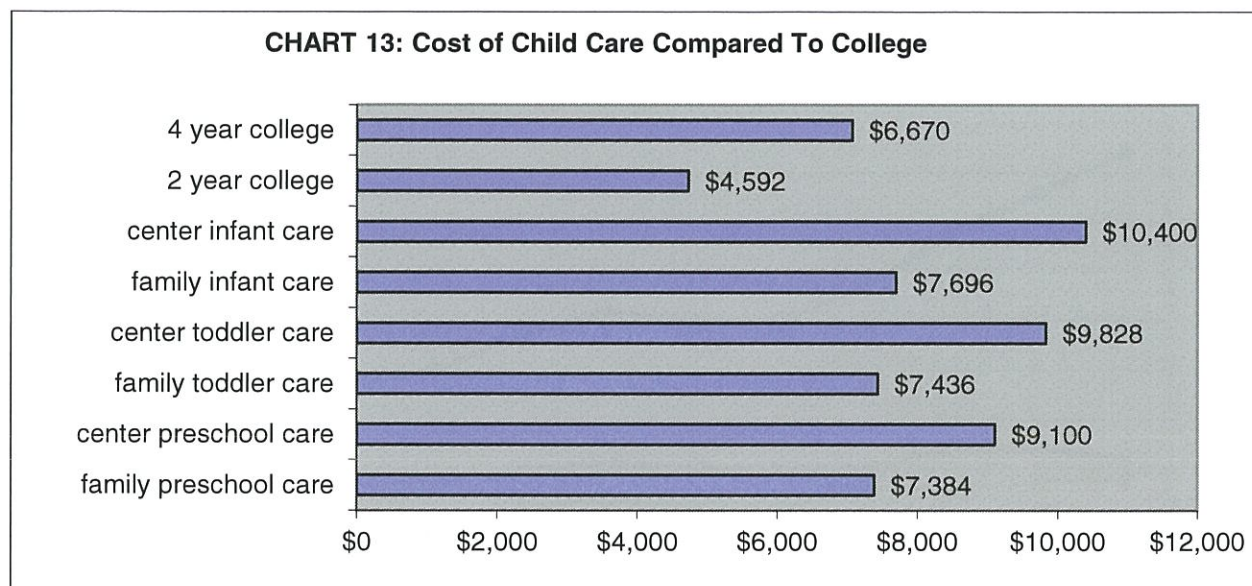
Child Care Center

	DSS Market Rate Weekly Rate	Private Pay Rate Weekly Rate
Infants	\$200	\$200
Toddlers	\$190	\$189
Preschool	\$180	\$175
School Age	\$170	\$161

Family/Group Family Child Care

	DSS Market Rate Family care Weekly Rate	Private Pay Rate Family care Weekly Rate
Infants	\$150	\$148
Toddlers	\$150	\$143
Preschool	\$150	\$142
School Age	\$143	\$126

Both the subsidized/market rate and the private pay rate is more than the cost of public college tuition in New York: \$7,070 per year for a four year state college³⁵ or \$4,728 for a local two year college.³⁶

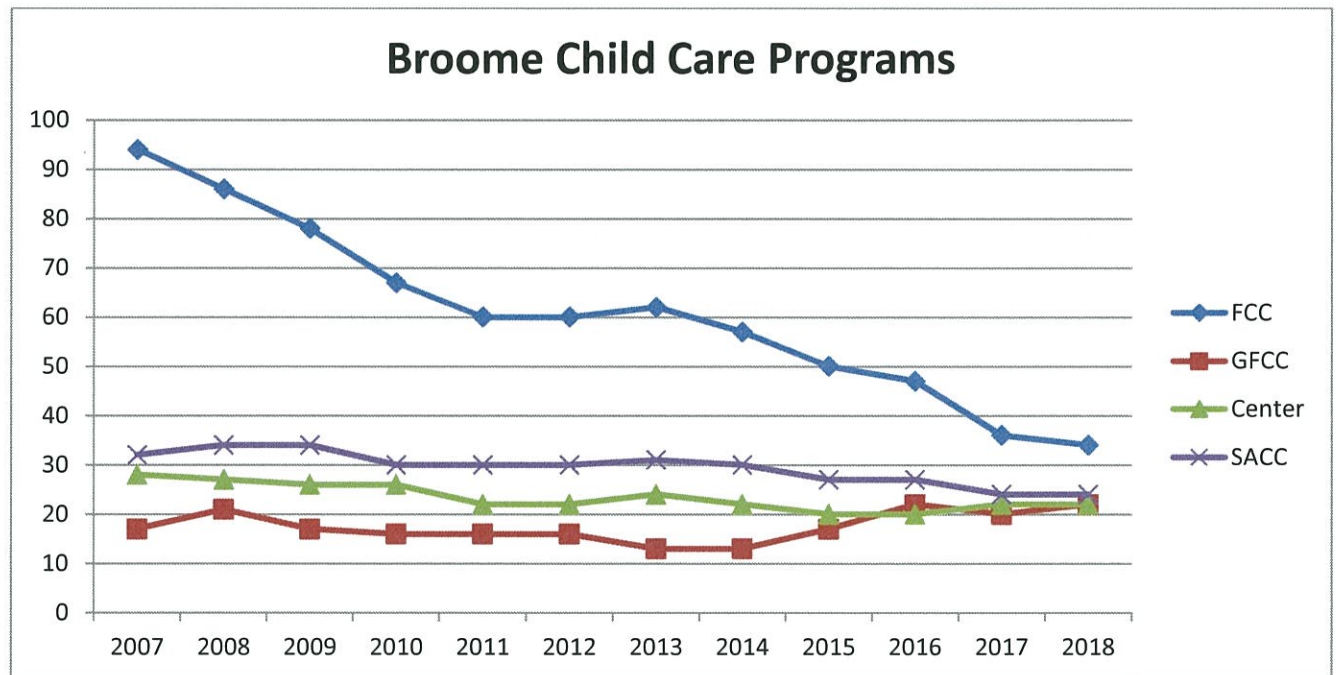


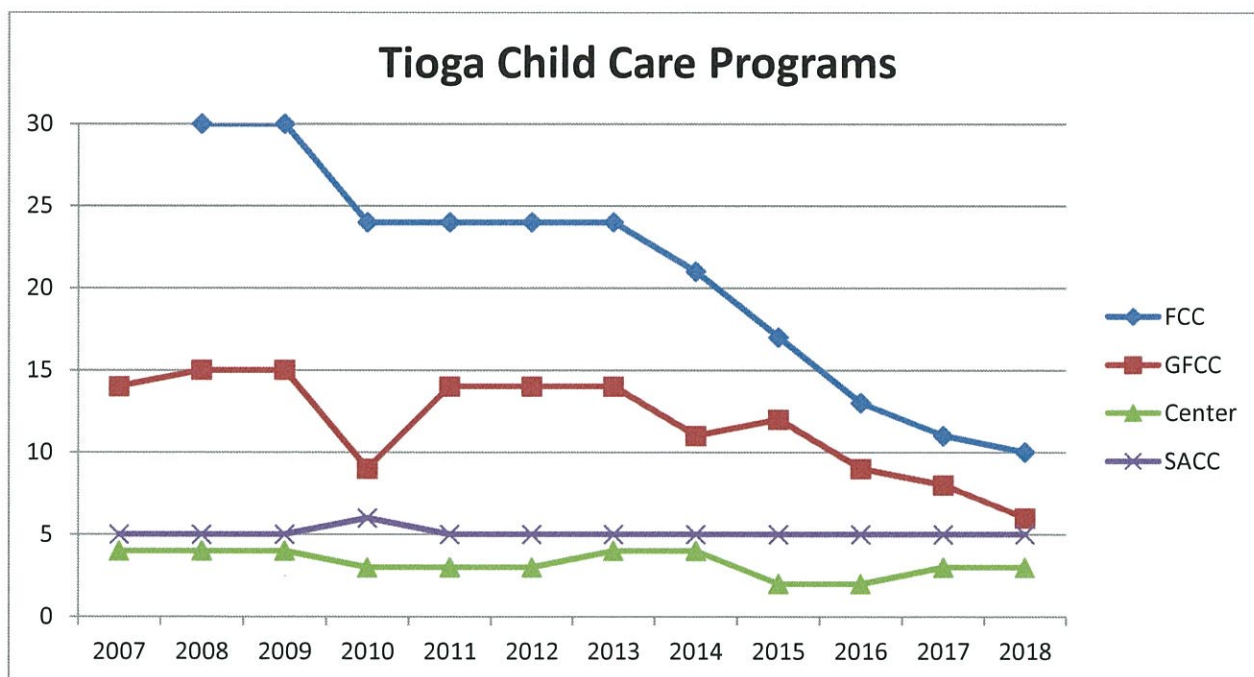
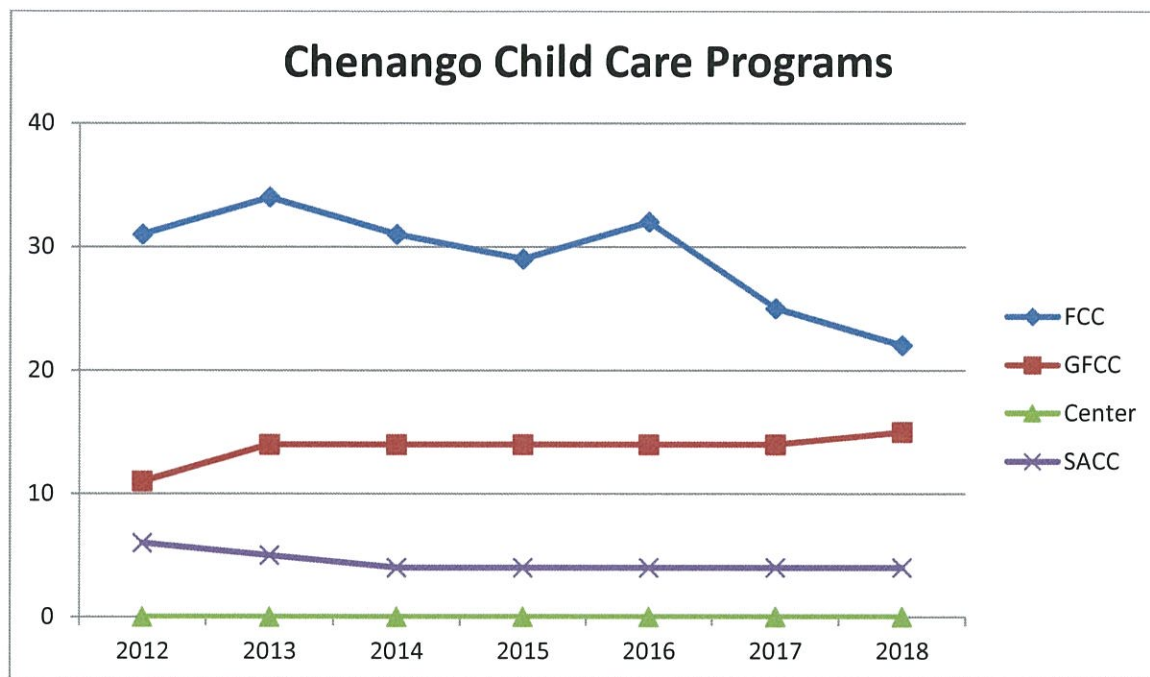
According to a report published by Child Care Aware of America titled “Parents and the High Cost of Child Care: 2018 Report”, single parents pay 55% of their income for infant center-based care and nearly 100% of their income on center-based care for 2 children. Married parents of 2 children living at the poverty line pay 110% of their income for center-based care. The cost of infant care is nearly twice as much as the annual cost of college tuition at a 4 year college. New York State continues to rank in the top 10 of the least affordable states for child care for children under the age of 5.³⁷

The price parents or DSS pays for child care is high, but does not accurately reflect what providing quality child care costs, especially for child care centers. Center Directors indicate that parent or DSS payments alone are not enough to operate a quality program. Additional

funding is necessary, yet there are few options for programs. Centers can fundraise, write grants, and cut costs by lowering program quality.

Over the last 10 years, the number of child care programs has decreased across Broome, Chenango, and Tioga Counties.³⁸

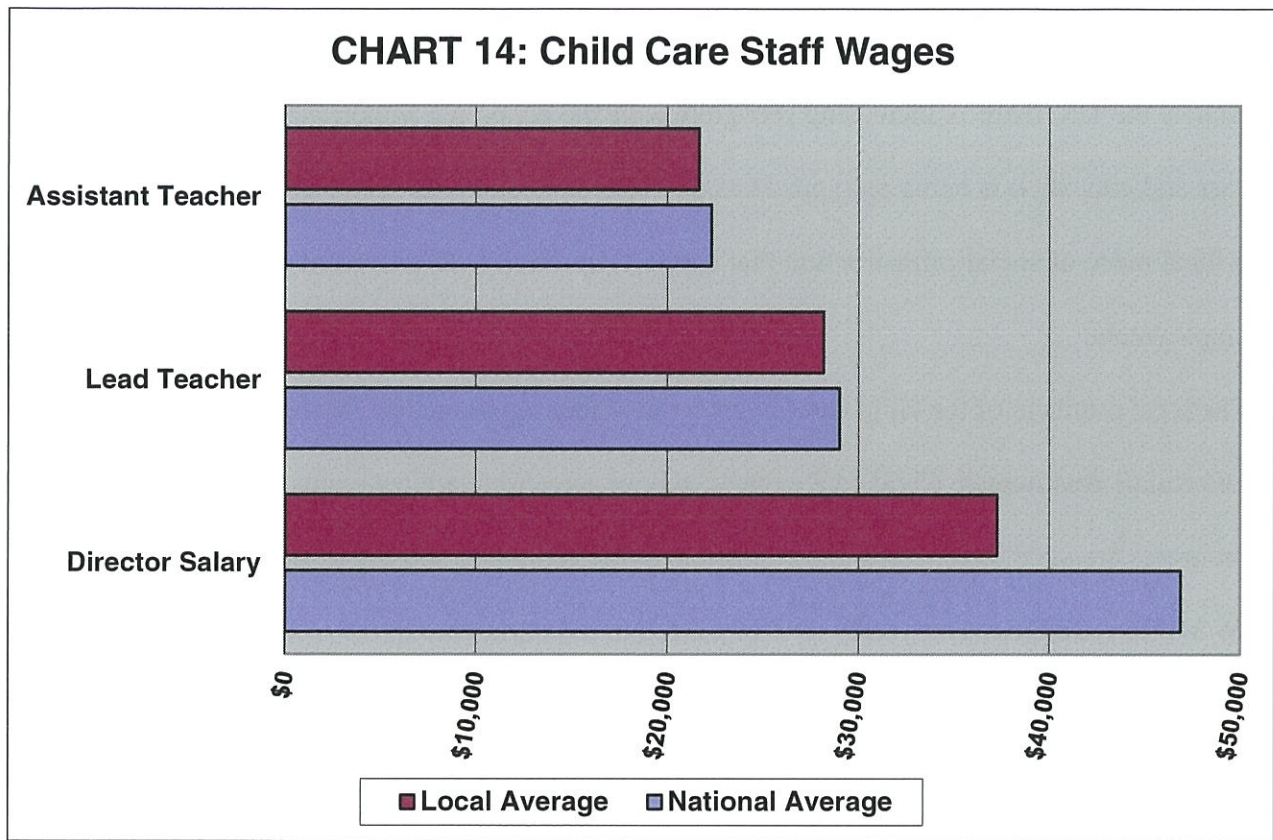




The biggest cost for a program is salaries for staff. NYS OCFS regulations dictate required staff-child ratios. Even if a program can accommodate more children in the physical space, it is often

not cost effective to add additional staff. Qualifications of child care providers are critical to high quality child care. However, the people we entrust to provide quality child care for our children are often not well compensated which does not attract highly qualified staff to the field. In 2018, on average in center-based care, an assistant teacher earns \$10.40 per hour, while a lead teacher earns \$13.54 per hour.³⁹ The increase in New York's minimum wage from \$9.70 in December 2017 and again to \$10.40 in December 2018 has affected many child care centers. Many are only paying minimum wage. This will continue to be a problem with minimum wage increasing to \$12.50 by 12/31/2020.

The hourly rate teachers are paid is often determined by what a center can afford and not based on teacher qualifications or education. OCFS regulations determine the qualification and educational requirements for lead teachers or assistant teachers in centers. Higher education for a teacher may not necessarily mean higher compensation, especially enough to repay student loans for obtaining a degree. Many early childhood teachers leave child care for higher paying jobs in the public school system. The pay for child care providers across the country is an issue, but as indicated in Chart 14, local child care professionals earn right around the national average.



40

With the low wages, child care center staff are struggling to provide for their own families. If the teacher does not have a working spouse or partner contributing to the family income, then she would fall close to the 200% of poverty line and be eligible for public assistance benefits. According to national statistics, 53% of the early childhood workforce is on at least 1 public assistance program.⁴¹ Locally, our survey of child care center directors showed 36% of staff are receiving public assistance in some form.

ECONOMIC IMPACT

Across the US, there is increasing recognition of the economic importance of child care. Early care and education is being recognized as an important economic sector in its own right, and as a critical piece of social infrastructure that supports children's development and facilitates parents' employment.

The local numbers of the child care industry show the importance to the local economy.

164 Small Businesses: Child care centers, school age child care programs, and family child care programs are small businesses and contribute to the economic activity of our region.

46 Million Dollars: The yearly cost of all regulated child care spots in our region is over \$46 million in child care payments, not including the federal head start and early head start investments and New York State Universal Pre-K investments through the State Department of Education.

1000 Workers: Early care and education workers, directors, teachers, assistant teachers, and family child care providers is a large employment sector.

6,000 Children of Working Parents: Parents are able to work because their children are in a child care program. Child care keeps other businesses running. Employers benefit by enhanced performance of their workers who use child care, because parents do not have to worry about their child's safety and can focus on work.

While the cost of child care has increase, funding for child care has decreased. We need businesses to understand the importance of investing in early childhood education. WinningBeginningNY has developed the video "It's Our Business: Why New York State Business Leaders Support Early Childhood Education" showcasing business leaders discussing the importance of early care and learning to our current and future workforce. The video is

designed to help others understand that investments in early childhood have short and long-term economic benefits for our State, its families, and future workforce. The video can be viewed on the WinningBeginningNY website at www.winningbeginningny.org.

The community needs to continue to engage business leaders and focus on early learning and education as an investment in workforce development. We need to provide information to the business committee at the local level so it can actively engage in advancing policies that support high quality early childhood education programs.

IDENTIFICATION AND PRIORITIZATION OF CCR&R ISSUES

This assessment indicates that the following community priorities need to be addressed by CCR&R programming:

1. Need to expand services for infant and toddler care throughout the service area.
2. Need to expand child care programs in all areas of Broome, Chenango, and Tioga Counties.
3. Need to advocate for increased funding to support minimum wage increases.
4. Need to advocate for increased funding for market rates and changes to the market rate system.
5. Need to expand services for children with challenging behaviors and special needs, including mental health issues.

Endnotes:

¹ developingchild.harvard.edu/resources/inbrief-science-of-eecd/

²

www.cdc.gov/violenceprevention/childabuseandneglect/acestudy/index.html?CDC_AA_refVal=https%3A%2F%2Fwww.cdc.gov%2Fviolenceprevention%2Facestudy%2Findex.html

³ <http://qualitystarsny.org/discover-serve.php>

⁴ The National Association for the Education of Young Children accreditation search at families.naeyc.org/find-quality-child-care

⁵ The National Association for Family Child Care Program Accreditation search at www.nafcc.org.

⁶ Child Care Aware of America Report “Child Care in America: 2012 State Fact Sheets” for New York.

⁷ Family Enrichment Network’s Family/Group Family Child Care Provider Needs Assessment Survey, September 2018.

⁸ Child Care Aware of America Report “Child Care in America: 2012 State Fact Sheets” for New York.

⁹ Family Enrichment Network’s Center/SACC Needs Assessment Survey, September 2018.

¹⁰ Porter, Noriko. (2012). High Turnover Among Early Childhood Educators in the United States. Child Research Net.

¹¹ Family Enrichment Network NACCRRAware Database search, January 2019.

¹² Regional Infant Toddler Milestone chart for 2018-2019 program year, by Child Care Solutions.

¹³ Child Care Facility System (CCFS) Legally Exempt Database search, January 2019.

¹⁴ Family Enrichment Network (CCFS Legally Exempt Database search, January 2019.

¹⁵ Family Enrichment Network CACFP Minute Menu and CIPS search, January 2019.

¹⁶ <http://www.oecd.org/education/school/49322232.pdf>

¹⁷ New York State Office of Children and Family Services Child Care Regulations, www.ocfs.state.ny.us.

¹⁸ Family Enrichment Network CCR&R Training Spreadsheet, 2018.

¹⁹ www.recognizetrauma.org

²⁰ CCFS Database search, January 2019 and NACCRRAware Database search, January 2019.

²¹ U.S. Census Bureau: State and County QuickFacts: www.factfinder2.census.gov.

²² *Who’s Minding the Kids? Child Care Arrangements: Spring 2011.*

²³ NACCRRAware Database search, January 2018.

²⁴ *Who’s Minding the Kids? Child Care Arrangements: Spring 2011.*

²⁵ The Center for American Progress, <https://www.americanprogress.org/issues/early-childhood/reports/2018/12/06/461643/americas-child-care-deserts-2018/>

²⁶ Rasheed Malik and Katie Hamm, “Mapping America’s Child Care Deserts” (Washington: Center for American Progress, 2017)

-
- ²⁷ <http://ziglercenter.yale.edu/publications/expulsion.aspx>
- ²⁸ Bureau of Labor Statistics Report “Women in the labor force: a databook”, December 2015.
- ²⁹ The Children’s Defense Fund Report “The State of America’s Children,” 2005.
- ³⁰ Broome County Department of Social Services, January 2019.
- ³¹ Chenango County Department of Social Services, January 2019.
- ³² Tioga County Department of Social Services, January 2019.
- ³³ NACCRRAware Database search, January 2019.
- ³⁴ New York State Office of Children and Family Services Market Rates, 2016.
- ³⁵ www.suny.edu, 2018-2019.
- ³⁶ www.sunybroome.edu, 2018-2019.
- ³⁷ Child Care Aware of America: “Parents and the High Cost of Child Care: 2018 Report”.
- ³⁸ Family Enrichment Network NACCRRAware Database search, January 2018 and CCFS search, January 2018 compared to previous Community Assessment numbers since 2012.
- ³⁹ Survey of Center Directors, January 2019.
- ⁴⁰ Whitebook, M., McLean, C., Austin, L.J.E., & Edwards, B. (2018). Early Childhood Workforce Index – 2018. Berkeley, CA: Center for the Study of Child Care Employment, University of California, Berkeley. Retrieved from <http://cscce.berkeley.edu/topic/early-childhood-workforce-index/2018/>.
- ⁴¹ <http://cscce.berkeley.edu/>

FAMILY SUPPORT SERVICES

Family Support Services Program Descriptions

Family Support Services

Over the past year, the Family Support Services Department of Family Enrichment Network expanded to four programs, The Kinship Caregiver's Program and the Nutrition Outreach & Education Program (NOEP) which were offered in both Broome & Tioga Counties, the Broome County Courthouse Children's Center and Walk With Me a new support program for those who had been recently incarcerated at the Broome County Jail.

The Courthouse Children's Center (CCC) is a free drop-in childcare facility at the Broome County Family Courthouse and a partnership between Family Enrichment Network and Broome County Family Court and has been in operation for 17 years, first opening in September 2001. The Center is funded through the NYS Office of Court Administration. The professional early childhood staff cares for children 6 weeks to 12 years of age while their adult caregivers attend to business in either Family or Drug Courts. Changes in the Governor's budget in 2013 resulted in the opening times of the Center being changed three times and finally in June 2013 the funding was stabilized to provide four and a half days of childcare a week which has continued through to date. The Center is open full day Monday through Thursday and half day Friday mornings. Beginning January 2017 the Family Court system standardized their hours of operation across the NYS and the Center hours shifted slightly to accommodate the change in the Family Court hours. The Center is now open from 8:45 am to 4:15 pm Monday through Thursday and 8:45 am to 12 noon on Fridays. The Children's Center staff offer a changing monthly curriculum to provide children with fun, educational and safe experiences away from the high tensions that can erupt in the family court waiting room. Adults who leave children in the center are also offered a variety of community referrals and resources.

In September 2018 the Center celebrated 17 years of operation and worked with 1088 children, a monthly average of 91 children; 793 families, a monthly average of 66 and 222 new families who had never used the Children's Center before at a monthly average of 19 families. Community resources and referrals were given out 1945.¹ Of the all the families using the Center only 18% of these families listed their annual income as \$25,000 or more, leaving 82% of the families living either at the federal poverty level or no more than 150% above the federal poverty income guidelines.² Throughout this time the Children's Center has also been involved in the Permanent Judicial Commission on Justice for Children, Literacy Program. This program was started to promote childhood literacy by distributing free books and literacy activities to all the children cared for in the Courthouse Children's centers across the state. This program is important based on the high number of low-income children served at our Courthouse Children's Center. In 2018 the staff distributed 1158 books and 791 Literacy Packets. Distributing just on 1200 quality books a year is a challenge for the agency and the Children's Center relies heavily on community donations and fundraisers to achieve this goal.

The Kinship Caregiver's Program was funded from October 2012 to September 2015 through the Kinship Navigator's, Children's Bureau Grant. Initial funding included money for a Kinship Navigator Coordinator whose position was primarily to work with Kinship Navigator in Broome County to distribute and collect *Permission to Contact* forms that funneled families needing kinship care first to the Kinship Navigator phone banks and then onto the FEN Kinship Program. In late summer of 2013 this funding was more than doubled so that starting October 1, 2013 the Kinship Navigator Program provided extra funds to allow the program to continue to provide direct kinship services to kinship families through the Kinship Advocate and Kinship Counselor positions.

In September 2014 the Kinship Navigator Children's Bureau grant was refunded by Congress but for a smaller amount of funding, cutting one third of the program's grant amount. This resulted in the loss of the Kinship Navigator Program Coordinator and a reduction in the hours for the Broome County Kinship Advocate and the Broome County Kinship Counselor. On September 1, 2015 the Kinship program was funded by an Office of Family and Children's Services (OCFS) grant with a five-year funding shell. This funding stream provided for a fulltime kinship advocate to continue kinship services in Broome County with some limited advocacy services in Tioga County. The grant also provided some limited counseling hours for kinship families in Broome County. In 2015 through 2016 this grant had a collaboration with Mother's & Babies Perinatal Network to provide Kinship Caregiver support groups and the Kinship youth services. The OCFS funding for the Kinship Program enabled the program services to be opened up to kinship families of ANY income level. In previous funding streams the program had been limited to providing services only to TANF eligible families.

Kinship" families, refer to those families that are raising someone else's child, because of upheavals or unhappy circumstances' in the child's original family group. The task of taking over the raising of children from fractured families or families in crisis often falls on those outside of the nuclear family unit. Kinship families are frequently headed by grandparents, however aunts, uncles, great aunts, great uncles, siblings, cousins, great grandparents and other family members and family friends can also take on this responsibility. The sudden addition of children to a family group and the task of parenting a second time around can create unexpected financial hardships and emotional turmoil for these newly blended kinship families.

The numbers of children being raised by someone other than their parents has been steadily growing. As of the U.S 2010 census, in New York State 129,522 grandparents are responsible for the grandchildren living with them and over 439,654 children under the age of 18 live in households headed by a grandparent or other relative.³ In Broome County there are 2,371 grandparents reported as caregivers in a home with grandchildren under the age of 18 years. Of those, 1221 or 51.5% are fully responsible for 2,226 grandchildren. This is well above the state level of 35 percent. Nearly 19 percent of grandparent caregivers live below the poverty level.⁴ Grandparents and non-parent caregivers can have many questions about raising children in today's society and many may not know where to turn for guidance and support.

In Broome County the Kinship Caregiver's Program, was one of the original funded Kinship Programs through the Office of Children's and Family Services in November 2005. The Kinship Program services included an informational help-line and a friendly ear, advocacy, referral services, monthly workshops and up-to-date information on the legal rights of kinship caregivers. Support groups designed specifically to address the needs of kinship caregivers and in-home parenting classes are offered along with social activities and community connections.

In the past grant year, September 1, 2017 to August 31, 2018 the Kinship counselor was able to provide counseling services to 14 kinship children and their caregivers as well as separate counseling sessions for 3 kinship adults. The kinship counselor provides 10 hours of counseling a week. The Kinship Program assisted 158 kinship families with two or more community connections that included referrals, advocacy service, DSS assistance and material supports. Intensive case management services were provided to 50 kinship families and 145 families were assisted with the Non Parent Caregiver grant available through the local Departments of Social Services⁵. Please note that on average, the kinship program staff work with 40 Kinship families a month; this includes both new families and those already in the database.

Nutrition Outreach & Education Program (NOEP)

The Supplemental Nutrition Assistance Program (SNAP) is the nation's premiere defense against hunger, designed to support low-income households in need of nutrition assistance.

Permanently authorized by Congress in 1964, SNAP is an entitlement program, which means that any individual who applies and meets the established eligibility requirements may receive benefits. Eligibility standards are uniform nationwide, as a result of Federal legislation in 1977. In New York State, SNAP is funded and governed by the United States Department of Agriculture and administered by the Office of Temporary and Disability Assistance (OTDA), local county Departments of Social Services, and the Human Resources Administration in New York City.

Eligibility for SNAP is based on factors such as household income, immigrant status, and meeting work requirements. SNAP also has special eligibility rules for households that contain a senior or disabled member or a working family with dependent child care or adult care costs. In order to receive SNAP benefits, certain guidelines must be met. A household *without* an elderly or disabled member must have monthly gross income below 130% of poverty guidelines. A new rule enacted in July 2016 increased the amount of money (up to 150% of the poverty income guidelines) that households with a working individual can earn and still be eligible for SNAP. This represents a 20% increase in gross income, thus a family of four can earn \$410 more per month and still have the potential to qualify for SNAP.

Elderly and/or disabled households and/or working families with dependent child care or adult care costs related to employment or training can have a monthly gross income up to 200% of poverty guidelines.

Individuals may apply for SNAP benefits at the Department of Social Services at any time during regular business hours and approval or denial of SNAP is required within 30 days of the intake interview. Applications eligible for expedited SNAP benefits must have a determination made within five calendar not business days. Benefits in New York State are now issued in the form of an Electronic Benefit Transfer (EBT) card, used like a debit card at grocery stores, retail locations and senior centers. SNAP can be used to purchase seedling/vegetables plants, Meals on Wheels, meals at Senior Centers and at Farmer's Markets that have an EBT card reader.

During 2014, FEN reapplied for the NOEP contract in Broome County and also applied to operate the NOEP program in Tioga County. These proposals were both successful, FEN's the Broome NOEP contract was re-awarded and the Tioga County NOEP contract was added July 2014 to June 2018 for four years

Broome County Nutrition Outreach & Education Program

In 2018, 16,257 households consisting of 29,002 individuals received SNAP assistance in Broome County. Of these households, 9,754 households consisting of 19,514 individuals were "SNAP Only". The 2018 monthly averages show that 60% of Broome SNAP households and 67% of individuals were Non Temporary Assistance cases, that is individuals who are working or collecting some form of benefit but not receiving any temporary cash assistance.⁶ This data would suggest that those in Broome County who participate in SNAP are largely the working poor, disabled and/or senior citizens. Please note that many more households applied for SNAP but were NOT approved because they did not meet the financial eligibility requirements, however these families were still facing food/hunger insecurities. Hunger Solutions New York states that 40 percent of SNAP recipients are children.⁷

Family Enrichment Network's Broome Nutrition Outreach & Education Program (NOEP) offers free assistance with the SNAP process in Broome County, and has been doing so since 2003. The Broome NOEP Coordinator (BNC) at FEN provides confidential prescreens for SNAP eligibility over the phone or in person. If the applicant appears to be eligible after the pre-screening process, an appointment is set up for the BNC to assist with application process which includes guidance on paperwork, copying of necessary documents and the completion of the application form. The BNC is able to make home visits or meet with applicants in any convenient location or in the FEN office if the applicant prefers. As part of the application assistance the BNC and the local Department of Social Services SNAP unit have developed a system that allows the BNC up to 10 interview slots once a week for the SNAP phone interviews needed to complete the process. The BNC provides technical assistance regarding the application and educates individuals about their rights and responsibilities, regarding SNAP. After four weeks, the BNC follows up with the individual about the process and to determine if they received SNAP benefits.

The BNC answers any questions about SNAP through presentations and outreach efforts at area Senior Citizens Centers, Disabled Housing Facilities, WIC Sites, local food pantries and the Mobile Food Pantry. This is only a partial list of the outreach sites at which

the NOEP Coordinator attempts to address the application process, reduce the stigma attached to SNAP, and remove any other barriers to participation in SNAP. During the 2017-2018 grant year the BNC provided 593 prescreens and enabled 310 households to receive SNAP. The BNC shared information about the SNAP process with 1803 individuals across Broome County at visibility events and community presentations. U.S. Census data of 2013 states that, 47 percent of children in the City of Binghamton live in poverty compared with 22 percent statewide and 67 percent of school-age children are eligible for free/reduced lunch. Recently, the USDA Economic Research Service reported that children in 9.4 percent of U.S. households are food insecure and that in Broome County, the food insecurity rate for children is 24 percent⁸. This data also reveals that almost 1 in 4 children in Broome County struggle with hunger.

Tioga County Nutrition and Education Outreach Program

In July 2014 the NOEP contract expanded to Tioga County, an additional program for the Family Support Services Department. As with the Broome County, the Tioga County Nutrition and Education Outreach Program follows the same SNAP guidelines. However, there are differences in the programs because of the differing demographics between the two counties. Also the process of submitting the SNAP applications differs by county. While the Broome County NC has an arrangement with the Broome County SNAP unit to schedule SNAP phone interviews for her applicants the Tioga County NC does not have the same arrangement.

During 2018, the fourth and final year of the grant the Tioga County NOEP Coordinator (TNC) made 959 Face-to-Face outreach connections with Tioga County residents and collaborated with 10 Tioga Agencies, 281 prescreens were completed and 116 Tioga residents were able to receive SNAP benefits through the efforts of the TNC.⁹ Please note the number of Tioga residents assisted is higher as not all who apply are determined to be eligible. Tioga County SNAP participation has remained fairly steady, as the lack of jobs and opportunities does not entice people into the area. In addition, at the end of 2014, Tioga County lost their only public transportation bus system, “Ride Tioga”, making it more difficult for the rural residents to access services and programs.¹⁰

The Office of Temporary & Disability Assistance 2018 Summary statistics for Tioga County show that in 2018 the monthly average number of SNAP households was 2,719 comprised of 5,236 individuals. In 2017 there were 2,822 SNAP households comprised of 5,583 individuals. This shows a decrease in the number of people receiving SNAP in the county. The 2018 data also revealed that 72% of all SNAP recipients in Tioga County are either working poor, senior or receiving a disability payment.¹¹ In fact, 11.7% of the Tioga County population is living in poverty.

Food insecurity is a major problem and there are 13 pantries in Tioga, only two of these pantries are bigger enough to have large inventories. The other 11 are smaller, rural pantries that do not keep enough stock to really fill up a household’s cupboard. These pantries

are structured so that only local residents can only pick up food and only once a month. People are not allowed to pick up food from a pantry in town they do not live in. There are 9 mobile pantries that service Tioga County, including outlying areas and they are all well attended. There are no restrictions regarding income or how often or where a resident can access these mobile pantries. There are also 11 free Soup Kitchen/Fellowship Meals offered to all.¹²

In 2016, the largest problem facing Tioga County was child hunger as 2,340 children in Tioga County (20.6%) are considered food insecure and 1,405 (12.6%) of Tioga County's children are living under the poverty line. Only 75% of eligible children are participating in free or reduced school lunch. This suggests that 25% of the county's poorest children are not able to access adequate meals through the summer¹². The New York State Community Action Association (NYSCAA) released its poverty data for Tioga County in February 2017 and reported that 52% of Tioga school children are eligible for free and reduced lunch and of the female headed households with children, 31.7% lived in poverty.¹⁸ SNAP participation in Tioga County is high with 91% percent of eligible people receiving SNAP. However, very few of these eligible children are attending the free Summer Meals programs. This is usually due to transportation issues and means that SNAP eligible children are going without the meals they would normally be eating in school. The Tioga County NOEP Coordinator is part of the Tioga County Anti-Hunger Task Force, which is addressing these issues. Great strides were accomplished in Tioga County with 5 new Summer Meals sites opening in 2016. In 2017 further strides were made and a total of 15 Summer Meal sites operated over the summer. The statistics for 2016 showed that over 396 meals a day were served during the Summer Meals program¹⁴. There were also new programs offered such as the "Lunch Box" week-end food box and deliveries to areas such as trailer parks and rural communities. As a member of the Tioga County Anti-Hunger Task Force, the TNC was instrumental in printing up 1,000 two-sided color flyers, promoting SNAP and the Tioga County Summer meal sites, which were distributed to children and families through the local schools, back-pack programs and child-focused events. The TCN is an active member of the Family Resource Center Advisory Board, the Tioga County Community Network and participated in the Rural Health Network/Southern Tier HAPN/PHIP Strategic Priority Event.

Emergency Food Assistance

Originally intended as a last resort for those in need of immediate assistance, more and more working families, single adults, students, children, and senior citizens are relying on the emergency food system as a regular source of food. State guidelines determining who may receive emergency food do not currently exist; however individual emergency food providers often establish their own income guidelines and may limit the number of allowed visits. For over the past 25 years, Health Hunger Prevention and Nutrition Assistance Program (HPNAP) provided State and Federal funds to improve the quality of food distributed to an estimated total of 2,600 Emergency Food Relief Organizations (EFRO) such as food banks, food pantries, soup kitchens and emergency shelters in New York State which provide over 195 million meals each year to people who are in need.¹⁵

Eight regional food banks in New York, responsible for the solicitation, warehousing and distribution of bulk food donations, also provide technical support and mini-grant funding to emergency food providers. The NOEP Coordinators at Family Enrichment Network work closely with the staff of the Food Bank of the Southern Tier and the local food pantries to ensure that any client utilizing the food banks, but not receiving SNAP benefits, is referred to the NOEP Coordinator. Likewise, individuals who learn about NOEP from other sources are referred by the NOEP Coordinator to food resources in the community. These collaborative efforts account for many referrals to NOEP.

It is important to note that the Food Bank Southern Tier (FBST) serves 6 Southern Tier counties and in Broome County in 2017 the Food Bank of the Southern Tier (FBST) distributed 4 million pounds of food in collaboration with CHOW. There were 225 Mobile Food-Pantry distributions in Broome County that distributed 993,652 pounds of food at 27 sites. 2,742 seniors were served at senior specific Mobile Food pantries. In Broome County 1 in 7 individuals are at risk of hunger and 1 in 4 children are at risk of hunger. The Back Pack distributes weekend meals to needy school children throughout the school year and 934 children in 12 school districts participated in the program, with a total of 32,059 food backpacks being distributed. In Broome county a total of 27,290 people are food insecure.¹⁶ The Broome County Council of Churches manages the Community Hunger Outreach Warehouse (CHOW) with 30 participating food pantries and 42 community meals available each week. CHOW also has a Mobile Market that has 25 scheduled sites per week that provide free and low cost produced that can be purchased with SNAP benefits. Catholic Charities of Broome County also oversees two food pantries in Binghamton and Endicott. In 2016 the Binghamton site served 14045 households consisting of 37,393 people, 16,822 were children, 18,243 were adults and 2,328 were seniors. The Endicott site, Mother Teresa's Cupboard, served 5529 households consisting of 13,587 individuals, 5,132 were children, 7,515 were adults, and 940 were seniors.¹⁷ Please note that these numbers do not include all the food assistance programs however they are from the largest independent food pantries in Broome County. Keeping this in mind, the number of people struggling to find enough food to eat in Broome County is staggering.

In Tioga County in 2017, there were 84 Mobile Food Pantry distributions at 10 sites and 376,935 pounds of food were distributed. 1 in 10 individuals are at risk of hunger and 1 in 5 children are also at risk of hunger, The Back Pack distributes weekend meals to needy school children throughout the school year and 747 children participated in the backpack program in 6 school districts, with 13,004 food backpacks being distributed. In Tioga County a total of 4,980 people are food insecure. 859 seniors were served at senior specific Mobile Food Pantries. In total in Tioga county 1,024,619 pounds of food were distributed by the Food Bank of the Southern Tier¹⁸

Walk With Me

This new program started June 1st, 2018, funded through the United Way and the Community Foundation of South Central New York.

The *Walk with Me* program is a collaborative and collective efforts to optimize resources and work efficiently to address increased and emerging needs through a partnership with the JUST and Broome County Urban League's ATTAIN lab, we will effectively respond to the challenges our families and community faces when an individual is released from Broome County Jail. Currently there are limited opportunities available to promote successful re-entry. Our program proposes to provide a holistic approach to promoting successful re-entry into the community. The issues within the local jail systems are far reaching. National reports indicate that there are a number of incarcerations that are avoidable, with an increasing majority of inmates being jailed due to substance abuse and or mental issues that are not being treated. In the publication dated March 2017, "*Documenting Injustice in Broome County: The need for an Investigation of the Abuses of Over-incarceration Justice and Unity for the Southern Tier Prepared by: William Martin and Andrew J. Pragacz*". The publication points out that "very few of the persons held in the jail are the "drug kingpins" paraded for the media: over 70% of those held in the jail are unconvinced and too poor to afford the excessively high bails imposed in county courts for relatively minor offenses." Martin and Pragacz highlight that "The Public Defender and Public Prosecutor have publicly stated that over 80% of those incarcerated have substance use disorders". In a January 26th, 2018 news interview with WBNG, Sheriff Harder stated "We've taking in over 20,000 people within the past five years will all kinds of illnesses and problems". What's startling is that According to the State Division of Criminal Justice Services, there have been six deaths at the Broome County Jail since 2015.

Jails are not therapeutic nor do they have the resources or services in place to help promote successful reintegration into the community once an inmate is released. Research indicates that successful reentry programs for inmates rely on addressing mental health issues, providing mentoring, offering educational opportunities and job training, and connecting them with community resources.

In our community we have limited services available for those coming out of the Broome County Jail. Data revealed by the 2015 Community Foundation of South Central New York Needs Assessments for Broome County indicates funding recommendations for programs supporting families with incarcerated or newly released parents. Family Enrichment Network's most recent Community Assessment reveals that 21% of our families have been or are affected by incarceration.

The *Walk with Me* project provides advocacy, peer mentoring, assistance with securing employment and critical services to those who are leaving the Broome County Jail and re-entering the community. Including:

- Assistance for immediate transportation needs
- Obtaining valid identification

- Obtain documents need to start a job search (birth cert., transcripts, DD214, Rap sheet, Certificates of Relief of Disabilities)
- Provide support groups focusing on self-esteem and confidence builders
- Job search skills
- Identify marketable skills
- Resume writing skills
- Developing a reference list
- Completing job applications
- Soft skills training
- Provide mock interviews
- Explain how to discuss convictions and incarceration with employers
- Refer to the ATTAIn lab for digital literacy classes
- Provide education on the process to apply for admission to college while on parole and/or with felony convictions

The mission of the *Walk with Me* project is to aid in the successful re-entry for those who do not have any supports when leaving the jail system. *Walk with Me* will serve 30 individuals over the course of the year providing critical supports. JUST will provide support groups and aid in advocacy efforts in an effort to further the successful reintegration of those re-entering our community. Together with our key supporters we have been able to ensure a successful program implementation.

As of January 2019, eight months into the grant the following services have been provided:

- 23 individuals have enrolled in the program, received referrals and made a meaningful community connection.
- 21 received transportation assistance, 21 received one on one counseling, peer support and access to the JUST support groups, 19 received material support 14 individuals received housing assistance, 13 received benefits assistance and 13 received employment skills training.¹⁹

Family Support Services Identification of Unmet Programs Needs

Courthouse Children's Center

- Increased funding to address the state mandated minimum wage. Governor Cuomo signed legislation enacting a statewide \$15 minimum wage plan that lifted the earnings, in all industries across the state of more than 2.1 million New Yorkers, as part of the 2016-17 State Budget. On December 31, 2016, the first in a series of wage increases went into effect and the minimum wage was established for upstate New York as \$9.70 an hour. On December 31, 2018 the minimum wage was increased to \$11.80 an hour.²⁰

The Courthouse Children's Center has been flat funded for the past year four years and this well-deserved increase is putting a large strain on the already thin budget to run the Center.

- Restored Funding for Full Operation. During 2018 funding for the Courthouse Children's Center remained the same as 2016 and the Center was unable to provide child care services on Friday afternoons. Increased funding would provide Center services for a full five days a week and would be of the most benefit to families who need to use the Center. In January 2015 Broome County added another Family Court judge and when all judges and magistrates are in session seven courtrooms are operational.

Kinship

- Legal and Pro Bono Legal Services. Legal Assistance for Kinship Caregivers has been an ongoing unmet need identified in the last seven community assessments. Many of the families in the kinship database indicated a need for legal information or legal services to help them with their kinship situation. Some Kinship families are still being told that they must seek temporary custody before they can apply for cash assistance which is incorrect. For other families SSI payments or the amount of SNAP can be impacted when kinship children are added into a family. Kinship families need legal advice to protect their incomes and many kinship providers report spending thousands of dollars for lawyers to help them negotiate the legal system and protect their kinship children while seeking full custody or working toward a permanent living situation. When kinship children's parents are unable to pay for an attorney, family court can appoint one, but unfortunately if the kinship provider cannot afford an attorney, there is generally no court appointed attorney available unless the kinship provider is disabled. This means that many kinship providers can be pulled into court and not have recourse but to use life savings or take out loans to pay for necessary legal representation or else run the risk of losing custody of their kinship children. In previous grants the Kinship Program was funded to provide free one-time legal consultation for up to 50 Kinship families. The plan was designed to help a kinship caregiver determine if they needed a lawyer to pursue their case in family court and to establish how much legal representation they would need. However, experience has shown that in too many cases one legal consultation was not enough as kinship custody issues are complicated and protracted and most kinship families could not then afford the lengthy legal fees. Kinship caregivers need Pro Bono legal services to help them resolve their complicated custody issues.
- Transportation for families in rural areas remains an unmet need for many kinship families. Access to services is a problem for families that live in rural Broome and Tioga counties as public transportation is mainly limited to the urban core and the country services are very limited if not non-existent in some areas. Even though

Medicaid can provide medical transportation for medical appointments, therapies and substance abuse counseling, this does not help kinship families get to all their counseling appointments, support groups, workshops and appointments they must attend. Without reliable, available transportation, children can miss out on the help they really need.

- Increased Mental Health Services, In Broome and Tioga Counties there are not enough free mental health services or providers that accept Medicaid. Counseling services are needed to stabilize kinship families and help kinship children deal with the grief and loss they experience because of their kinship situation. OCFS funding for the Kinship Program now requires the use of the Adverse Childhood Experience (ACES) survey to help determine the amount of toxic stress a kinship child may have experienced. Based on ACES studies the recommendation is that any amount of toxic stress should be addressed to prevent long term problems and that the higher the ACES score the greater the chance of the child experiencing serious issues. The kinship program is very limited in being able to provide the amount of counseling needed address these ACES issues. In 2017 the number of providers offering counseling services increased with Family & Children's Society, Lourdes Center for Mental Health and the Greater Binghamton Health Center all adding extra child therapists to their staff. There has been an improvement in access to mental health services; however the kinship program still has many families that cannot access the counseling services they need for their kinship children.
- Decrease Staff Turnover at Broome County Department Social Services in 2018 there continued to be a large staff turnover at the Broome County Department of Social Services. The challenges of 2017 continued as newer case workers were not always aware of the kinship program or the special kinship laws and benefits.
- Increased substance abuse treatment programs. In 2018 the number of children coming into kinship families has remained very high because of the continuing surge in Heroin addictions. The Kinship Program data shows that addiction is the most frequent reason that children are not able to stay with their parents. While there has been a concerted effort by the community to increase services for those with addiction there are still challenges and barriers for those with addiction problems and demand exceeds the availability of services.
- Kinship Resource Bank. So many kinship families need infant and child care items such as clothing, cribs, crib sheets, diapers, and other resources that it would be helpful to have a resources recycling bank to allow kinship families to help each other. Giving kinship families the opportunity to pass on the child care items when they no longer need them.
- Respite Care is very important and mostly unavailable for kinship families. For kinship families, respite care is defined as the opportunity for kinship caregivers to spend an extended period of time away from their kinship children. This does not apply to babysitting offered during a meeting to allow a caregiver to participate. Family Enrichment Network's Kinship Program has been unable to fulfill any requests received from kinship caregivers for daylong, overnight or weekend respite care. Currently in our community

respite care is available through Catholic Charities for families who have children with a mental health diagnosis. Respite Care is provided in a number of formats: community-based, out of home, recreational or group. However, kinship families whose children do not have a mental health diagnosis have no extended respite care available to them at all. Based on responses from local kinship caregivers at support group meetings there is a strong need for this service. The extended family that generally is available to help family members with occasional child care is over utilized once these same family members

- become kinship caregivers. Since the tables have been turned for kinship families there are often no other family resources available to help out.

NOEP

- Access to free Summer Meals for rural children. In both Broome and Tioga counties many SNAP eligible children rely on the free and reduced school breakfast and school lunch programs for their daily meals. This was identified as a major problem in 2015 by the Tioga County Anti-Hunger Task Force. Broome County Child Hunger Task Force developed and implemented some strategies in 2015 to start addressing the needs of hungry rural children as well. However this problem still needs more solutions as at this time the participation rate of SNAP eligible children at Broome County summer meal sites is only 22%.²³ In 2018 the number of children receiving summer meals has started to improve but the problem is far from being solved which means that an alarming number of children are going without their essential nutrition over the long summer break.
- Although there has been an increase in Summer Meals sites in Tioga County the problem is not solved. Each Friday, the TCAHT Force has been sending a large box "Lunchbox" of food home with the children that attend each site. These boxes are also delivered to families that have signed up for a box by a network of volunteer drivers. School Breakfast programs are well attended and utilized, however we know that many of these children go hungry during the summer.
- A Tioga Opportunities van takes the food to drop-off points in the county and local volunteers take it to the people in need. However there are many places still not being served due to lack of volunteers and too few people signed up because the program is new and needs to be promoted.
- Access to healthy affordable fruit /vegetables in food deserts and rural areas. This problem goes hand-in-hand with the lack of grocery stores; however in 2015 the addition of two more CHOWbuses, (a mobile community Farmer's Market that provides healthy, low-cost produce to the public) has helped improved access for fresh fruits and vegetables for some of those located in the food desert in Broome County. In 2017 the City of Binghamton, CHOW and the Lee Barta Community center started a North Side Grocery Shuttle bus to give the residents of Binghamton's North Side (a food desert) access to free transportation to two local grocery stores. This has helped one of the urban food deserts but the rural families are still struggling with access to affordable fruits and vegetables.
- *In 2018 the Chow bus that visited the FEN Cherry Street site each week was cancelled*

because of the reassignment of CHOW's AmeriCorps students to other programs. The improvement in providing cheap fresh fruits and vegetables in the community was sadly lost. Many of the low income staff employees at FEN were able to access this services

- *Lack of transportation in Tioga County* creates problems for accessing fruits and vegetables. The "Lunchbox" from the Summer Meals programs do contain fresh produce, but during the rest of the season there are only a four Farmer's Market sites; Owego, Waverly, Spencer and Newark Valley. They all accept EBT cards. Many SNAP clients report that costs are higher at the Farmer's Markets. The local pantries have limited fresh produce to offer to their clientele, even for those who can pick up every month. Also there is no CHOW bus in Tioga County.
- *Access to and participation in school breakfast programs.* Again in both Broome & Tioga counties the number of SNAP eligible children who participate in the free and reduced school breakfast programs is lacking. Children require proper nutrition to focus and learn. The public needs more education on this program and schools need to remove the barriers that prevent children from participating. In 2015 the Binghamton School District was designated as a free school meals district because of the high percentage of income eligible families. This means that all children can eat for free at school, however social stigma and cramped morning schedules still remain as barriers.
- *Assist More College Students to obtain SNAP* Although there are special rules that limit the eligibility of students, NOEP must continue to develop collaborations to educate and advocate for eligible college students in Broome County at the local University, the Community College and Business Schools.
- *Access to Specialized Food for those with Medical Conditions* Those who suffer from Celiac Disease (gluten intolerance), Diabetes or other medical conditions requiring specific types of food, are particularly vulnerable when faced with hunger. These individuals have a difficult time finding the correct food at local Food Pantries and can have no other option but to eat food that is harmful for their medical condition. Currently there is no system in place to provide for those with a nutritional/dietary condition. *Please note:* this does not refer to people who are trying to lose weight, but those with serious food allergies and/or food restriction.
- *Lack of Specialized food in Tioga County* There are a few large grocery stores in Owego and Waverly that stock specialized food, for those with restricted dietary needs. Only the basics such as Gluten-Free and Sugar Free products can be found in Spencer, Candor and Newark Valley. The Dollar General Stores has started stocking some sugar-free products. The local pantries have almost NO products that are available for restricted diets except some low-salt canned vegetable. Although this complaint has been acknowledged no changes have been made.
- *Lack of well stocked food pantries in Tioga County* The smaller local pantries found in the villages throughout the county are not as well-stocked as the main Owego pantry. People are only allowed to pick up food from the area they live in. This means that a family in Spencer is going to get a less food a month than a family in Owego. This disparity is a problem.

Walk With Me

- Affordable housing All of the people being released from the Broome County Jail without family supports struggle with finding immediate and affordable housing. Although there is a county-wide centralized system for homeless people to access housing the system has not been very successful for the formerly incarcerated population. Removing the barriers for this population is essential.
- Transportation issues Bus passes are expensive for unemployed individuals and bicycles can offer an affordable option of transportation. Increased options to provide bicycles for this population would increase employment opportunities and help address the issues that arise from a public transportation system that does not have good services for 2nd and 3rd shift workers and those that live outside of the urban core.

IDENTIFICATION & PRIORITIZATION OF FAMILY SUPPORT SERVICES COMMUNITY WIDE NEEDS

1. Housing

Increase safe, affordable, permanent, low-income housing options to include:

Increase code inspections and enforcement to help reduce substandard housing. DSS does not pay rent to landlords who are out of compliance with housing codes. Across Broome County however there is a lack of conformity in code violation inspections. This contributes to the continuing presence of substandard housing being utilized by low-income families.

Increase transitional housing and expand housing options for vulnerable populations to include:

- Developmentally Delayed
- Domestic Violence Survivors
- Homeless
- Mentally Ill
- Reentry populations from jails and prisons
- Seniors

Increase the number of housing shelters that operates on a Housing First Model for mentally ill and/or chemically dependent individuals who are acting out or off their medications. There is a serious lack of housing in the community for these individuals, as if they do not present as a danger to themselves or others, they cannot be admitted to a psychiatric ward and there are almost no other housing options available for them.

Increase housing for sex offenders. There is an acute lack of acceptable, legal housing for sex offenders in our community. This also becomes a problem for our re-entry population.

2. Transportation

Restore the Tioga County bus service that was eliminated November 30, 2014. Since this date there has been NO bus service or public transportation available in Tioga County at all. This significantly reduces the ability of low income families to access employment and services.

Restore and Improve the Broome County bus service. In 2014 the community assessment noted that the county bus service needed to be improved. In 2017, the bus service still needs to be reinstated to at least the services offered in 2010. In 2012, the County increased the cost of bus fares, combining this with the 2011 reduction in bus routes and bus schedules created a weakened bus system. For many low income residents, employment options are limited by the availability of bus routes and the frequency of the bus schedules. Broome County did not have a strong bus schedule for second shift workers, had no schedule for third shift workers and a limited schedule for weekends. Many outlying regions in Broome County did not have a regular bus service at all. In 2016 the situation has not improved. The reductions created a loss of fundamental transportation services for our county and an added burden for our residents.

Restore funding for the Wheels for Work program. The loss of OTDA funding for the Wheels for Work program has reduced the ability of families to move out of poverty by providing cars and repairs for low income working parents.

3. Food Insecurity

Increase the number of supermarkets in Binghamton. Currently the Center City and North Side of Binghamton do not have any supermarkets, creating a food desert. The only place families can purchase food are at some Dollar Stores and the more expensive small corner markets and gas stations. In 2017 a North Side Grocery Shuttle bus was instituted and provides residents with a chance to shop at a supermarket two days a week. This is a wonderful start but is not the same as having a permanent supermarket in the area.

Offer more Mobile Food Pantries in Western Broome. Endicott and Johnson City are underserved by the Mobile Food Pantry and both these towns have large populations of low income households. In 2017 Mobile Food Pantry sites continue in Endicott with two distributions and four distributions a year at the Cherry Street FEN location in Johnson City.

Increase evening hours at food pantries. More food pantries need to offer evening hours for those people who work during the day, as the number of individuals suffering food insecurity has increased in the county.

Increase WIC Clinic hours and locations. Currently there are only three satellite WIC clinics in Broome County: the Endicott clinic open twice a month, the Johnson City clinic open one a month and the Whitney Point clinic open one a month. Only the Endicott clinic is open to 6 pm once a month. For those families living in rural

Broome County this presents an access barrier to WIC particularly if transportation is an issue. Lack of evening hours is also a barrier for working families. The Binghamton clinic is open every Wednesday until 6:30 pm but no Saturday morning hours are offered.

Reduce social stigma and increase participation in SNAP. The elderly population in particular needs more education about SNAP and that it is a benefit program available to all who are eligible. Senior's often think their participation will preclude others who are eligible from receiving food.

Provide allergy free foods at Food Pantries. Individuals facing food allergies have limited options at food pantries.

Increase education on SNAP benefits for eligible college students

Utilize a Speaker's Bureau to increase awareness of the existence of hunger insecurity in our communities. The most effective speakers to address issues of hunger insecurity are people who have suffered food insecurity themselves. Hearing these personal stories helps to remind people that hunger is usually invisible.

Increase community awareness on the importance of funding for SNAP to keep our children, seniors and community at large strong and healthy

4. Mental Health

Increase access to no cost mental health medications. The community has seen a small improvement in access to medications for those without insurance or those under insured with the opening of the Hope Dispensary an off-site service of Lourdes Hospital. However, specific psychotropic medications are not always available at this location which can be problematic for those who require a specific medication to keep their mental illness in check.

Increased access to mental health counseling and support services for the uninsured and underinsured. In 2017 there was an increase in access to mental health services being provided by a number of local agencies. Family & Children's Society established walk-in appointments to speed up the intake services for counseling services. They also increased the number of therapists available. Lourdes Center for Mental Health has also increased the number of mental health providers they have. The Greater Binghamton Health Center has developed walk-in hours for children with mental health issues as well. There has been a definite improvement in access to services, however these providers have reported that the number of individuals seeking services has also increased.

Increase community wide education about mental health resources. There is a definite lack of awareness about the mental health services that are available in the

community. This particularly affects middle class families who are not familiar with accessing services.

Increase access to mental health advocates. This goes hand-in-hand with the larger lack of awareness of mental health services.

5. Adult Education/ Job Training Programs

Provide financial aid for adult job training programs. At this time financial aid can be received for those who are taking a two or four year degree at the local community college but not for those who wish to take adult education/job training programs at BOCES such as welding, cosmetology or a nursing assistant. This inequity in access to further education prevents many low-income people from being able to achieve a level of work-based training that would allow them to move from minimum wage paying jobs

Provide a Perpetrator's Domestic Violence program. In the past a Broome County not-for-profit agency provided a program for men who abuse. However this program is now only available through a private practice. The financial requirements are different and the program is not available to as wide an audience. Broome County should have a low to no-cost option.

Anger Management classes. Currently the only class in Broome County is geared toward parents; however there is a need for a general anger management class for adults as well.

Increase job opportunities in Tioga County where there is a lack of well-paying jobs. Even though there has been a recent influx of new employers - Tioga Downs and Crown Beverage Containers, both in Nichols, the rest of the county is still rural and there are not enough employment opportunities.

6. Family Court Liaison

Restore Funding for the Family Court Petition Intake Clerk. This position provided the general public with assistance when completing the family court petitions pertaining to child custody, child support, emergency hearings, kinship cases and PINS. This fulltime position was funded through ACCORD and the funding was lost in April 2011 with cuts from the Governor's budget. Some child support petitions can be sent to DSS for assistance and the SOS Shelter and Crime Victim's Assistance Center provide volunteers on a daily basis to help those with domestic violence problems. Otherwise all other individuals must muddle through the family court paperwork by themselves. Family Court employees are not allowed to assist as it would constitute a legal conflict of interest.

7. Formerly Incarcerated Individuals.

Ban the Box. Take the question regarding former criminal convictions off employment forms. Currently it is legal to ask a prospective employee if they have been ever convicted of a crime. This often provides a reason to deny employment to formerly incarcerated individuals, which turns into another form of punishment. It also keeps them low income with no prospects of improving themselves or their families' lives.

Improve Access to Cash Assistance Those individuals just released from prison must wait 45 days before they are eligible for cash assistance through Broome County DSS. This becomes an immediate hardship for an individual who is trying to start their reintegration in a positive manner.

Increase Paid Transitional Employment to allow the individual to gain work experience, build their resume and receive a source of income. Too many parolees are underemployed or lack any employment for many years after being released. See Ban the Box at the top of the list.

Improve Employer Education to encourage more local employers to consider hiring those with criminal histories and to keep them up to date on the incentives available for hiring felons.

Provide Court Assigned Counsel to help formerly incarcerated with issues of custody and parental rights hearings that often were started after their incarceration. Child support amendments can be very difficult when the court of origin is in another county or state.

8. Rural Communities

Increase support and services to the rural areas of Broome & Tioga Counties. Family Support Services programs work with many rural-based families who do not have reliable transportation. Requiring families to travel to city hubs for services, leads to many needy families missing out on important support and assistance

9. Services for Teens /Young Adults

Increase services for teens and those 18-21 years old. The 18-21 year old population straddles the gap between the world of minors and adults. In some instances, 18 year olds are considered adults but legally, parents are still financially responsible for them. This is a huge problem for families with out of control teenagers, or those dealing with teens with mental illness or substance abuse. In these situations the medical field or community agencies may choose to treat the teen as an adult, but their illness or addiction make it very difficult for the teen to function as an adult and they need the advocacy services of a parent. There is a lack of services in Broome County that specifically address the needs of this age group when it comes to mental illness and substance abuse.

Increase Pregnancy and Dating Violence Prevention Programs. The LU2 curriculum provides a series of fun informative classes on healthy relationships for teens and tweens. The curriculum also incorporates pregnancy prevention and healthy life choices. This curriculum has been used very successfully with teens and tweens from Head Start families and the Kinship Program. Funding is needed to increase the opportunity for all middle and high school students to be able to participate in these classes.

Increase Support Groups for children & adolescents dealing with Adverse Childhood

Experiences (ACES) such as those from households with Domestic Violence, substance abuse, mental illness, physical abuse or neglect.

Provide Drug Prevention Programs. Prescription drug addiction has led to a sharp increase in Heroin usage in the area. More successful drug prevention programs are needed. The number of deaths from heroin overdoses is being combatted by local police forces having Narcan (an opiate antidote) available for their officers. Introduction of this medication has started to reduce the number of fatalities from heroin over-doses however the sheer numbers of heroin users has not yet abated.

Provide Independent Living Skills Programs to teach teens and young adults successful independent living skills. Teens from dysfunctional households often do not learn the necessary skills to move into adulthood successfully.

Provide Education related to services and waivers available for learning disabled and mentally ill teens and young adults. Again there is a lack of information about available resources in the community.

10. Parenting Classes

Increase options for parenting classes. This continues to be a need in the community as there are not enough options for parents. Currently there seems to be a shortage of parenting classes in the community. Program participants that have been court ordered find they are on waiting lists for months for this service or the few classes are offered at a time and location that is not convenient for parents. To fully meet the needs of parents in our community there needs to be a variety of classes offered at different times (day & evening) and in different locations

Increase Supervised Visitation Sites. Parents who are hoping to regain custody of their children may be required to have supervised visitations. There is a lack of options for supervised visitations in the community and we need more family friendly locations and more supervised visitation staff.

Provide Parent Education classes for parents of special needs children. Currently there are no parenting classes available for parents with special needs children such as those with mental health issues, substance abuse issues and intellectual/ developmental delays. Attending a discipline class designed for children with normal development is not useful for parents whose children may have Autism or other special needs.

Provide Parent Support groups for At-Risk Parent and Child populations. More options are needed in the community.

11. Financial Supports for Low Income Households

Provide vouchers for personal care and hygiene items. Low-income families can find the cost of these items overwhelming as they cannot be purchased with SNAP. Many social

service agency personnel reported that families have to rely on donations to receive many essential items. Last year Catholic Charities was able to assist families reducing some of the burden in the community, however the problem still exists.

Increase the number of Food Pantries providing assistance with personal care & hygiene items. West Presbyterian Church on Chenango Street Binghamton runs a Care & Share Program the second Wednesday of the month. Any person with a benefit card can receive personal care, hygiene and laundry items. More of these programs are needed county wide.

Increase Accessibility to laundry facilities. The cost of laundry is an ongoing problem as laundry detergent, softener and stain removal products are not covered by SNAP and families must dip into the small amount of cash they receive each month. Some families seek out clothing donations because they cannot afford to wash their clothing.

Diapers are expensive. Decisions on potty training by parents can be based on cost rather than a child's developmental stage which can add to the stress of parenting and potty training

12. Moving Assistance

This problem continues to be an issue in our community as there is never any funding to address the stressors around moving for low-income families. When moving, they are often forced to leave all their belongings behind. This becomes an ongoing burden on the donation community as the same families have to repeatedly collect new donations to furnish their apartments and clothe their children. This may occur because of one of the following reasons:

Lack of finances to pay for a moving service

Lack of credit cards and driver's licenses necessary to rent a moving truck.

Lack of physical manpower necessary to lift and carry large items. This is particularly true for single mothers, elderly and those with disabilities.

13. Head Lice and Bedbugs Education.

Head Lice. Many families are stigmatized because they are not given the correct information for getting rid of lice. Common knowledge on the methods for getting rid of lice are inaccurate and based on research completed in the 1920's on body lice and fleas. Misinformation abounds. Without correct information families are doomed to being stigmatized by Head Lice and their children can be kept out of school erroneously²¹.

Bedbugs have been a growing problem in the county over the past couple of years and again this has impacted low income families even more as their resources are limited. It also affects the ability of agencies to obtain second hand beds for people as the fear of bed bugs has restricted the acceptance of good second hand beds and bedding.

Endnotes:

- ¹ Courthouse Children's Center Database 1/2018
 - ² 2016 Federal Poverty Level Chart: <https://www1.nyc.gov/assets/ochia/downloads/pdf/federal-poverty-guidelines-2016.pdf>
 - ³ AARP <http://www.aarp.org/relationships/friends-family/grandfacts-sheets>
 - ⁴ U.S. Census Bureau 2003 publication
 - ⁵ FEN Kinship Program Database 2017
 - ⁶ <http://otda.ny.gov/resources/caseload/2016/2016-12-stats.pdf>
 - ⁷ Hunger Solutions New York
 - ⁸ USDA Economic Research Service September 2015
 - ⁹ Family Enrichment Network Tioga County NOEP Database 2018
 - ¹⁰ Press & Sun Bulletin Article, September 18, 2014
 - ¹¹ <http://otda.ny.gov/resources/caseload/2016/2018-12-stats.pdf>
 - ¹² Food Bank of the Southern Tier 2018
 - ¹³ <http://nyscommunityaction.org/PovReport/2016/Tioga.pdf>
 - ¹⁴ Tioga County Anti-Hunger Task Force 2016
 - ¹⁵ NYS Department Health, Hunger Prevention and Nutrition Assistance Program website
 - ¹⁶ Food Bank of the Southern Tier 2017
 - ¹⁷ Catholic Charities Food Pantries
 - ¹⁸ Food Bank of the Southern Tier 2017
 - ¹⁹ Walk With Me FEN Database 2018
 - ²⁰ <https://www.ny.gov/new-york-states-minimum-wage/new-york-states-minimum-wage>
 - ²¹ The Nitty Gritty of Head Lice, Pat Beck Cortland Area Child Care Council and Karen Mastronardi , Prevention Services for Youth 2000
-

COMMUNITY SERVICES

Housing Department Program Description

Family Enrichment Network's annual Community Assessment has identified safe and affordable housing as a community need for six years in a row.¹ Due to this chronic need, Family Enrichment Network has made strides to address this issue, which led to the creation of our Housing Department in July, 2013. The Housing Department currently consists of 2 programs: the Caring Homes program and the Housing program. The following is a brief description of each program, followed by identified needs in our community.

Caring Homes Program

The Caring Homes Program is a housing assistance program funded with Emergency Solutions Grant funds through the City of Binghamton. The goal of this program is to prevent homelessness through financial assistance and supportive services for homeless individuals/families and those at risk of becoming homeless. For those who meet eligibility requirements, financial assistance can be obtained for security deposits, utility arrears or rent arrears. In addition, case management services are provided to create a plan for housing stability. These plans may include finding stable employment, furthering education, obtaining childcare, enrolling children in educational programs, improving budgeting skills, and access to additional resources within our community.

During Caring Homes first grant year (Feb 1, 2013 – Jan 31, 2014), 19 families were provided financial assistance. Of the 19 families, 11 homeless families were provided security deposits to obtain permanent housing and 8 families at risk of becoming homeless were able to maintain their housing due to financial assistance for shut off notices &/or rent arrears. A total of 200 phone screenings were completed.

During Caring Homes second grant year (Feb 1, 2014 – Jan 31, 2015), 13 families were provided financial assistance. Of the 13 families, 9 homeless families were provided security deposits to obtain permanent housing and 4 families at risk of becoming homeless were able to maintain their housing due to financial assistance for shut off notices &/or rent arrears. A total of 340 phone screenings were completed.

During Caring Homes third grant year (Feb 1, 2015 – Jan 31, 2016), 49 families were provided financial assistance. Of the 49 families, 34 homeless families were provided security deposits to obtain permanent housing and 15 families at risk of becoming homeless were able to maintain their housing due to financial assistance for shut off notices &/or rent arrears. A total of 420 phone screenings were completed.

During Caring Homes fourth grant year (Feb 1, 2016 – Jan 31, 2017), 97 families were provided financial assistance. Of the 97 families, 57 homeless families were provided security deposits to obtain permanent housing and 40 families at risk of becoming homeless were able to maintain their housing due to financial assistance for shut off notices &/or rent arrears. During this grant year additional sunset funds were allocated allowing us the opportunity to support approximately 45 additional families. A total of 495 phone screenings were completed.

During Caring Homes fifth grant year (Feb 1, 2017 – Jan 31, 2018), 39 families were provided financial assistance. Of the 39 families, 6 homeless families were provided security deposits to obtain permanent housing and 33 families at risk of becoming homeless were able to maintain their housing due to financial assistance for shut off notices &/or rent arrears. In September 2017, Coordinated Entry services was developed and implemented. Coordinated Entry System, also referred to as CES, provides a single point of access to homelessness assistance services to reduce the burden of system navigation for households who are at risk of or experiencing homelessness. Regardless of your location within the Continuum, if you are facing a housing crisis, you can dial 2-1-1 to connect to CES staff for assessment and referral assistance.

During Caring Homes sixth grant year (Feb 1, 2018 – Jan 31, 2019), 26 families were provided financial assistance. Of the 26 families, 13 homeless families were provided security deposits to obtain permanent housing and 13 were provided with rental arrears assistance and were able to maintain their housing to avoid eviction.

In June 2018, we were given the privilege of receiving our first grant through the Broome County United Way. The program mirrors our ESG grant but allows us to reach out beyond the city limits of Binghamton. The grant encompasses all of Broome County. This allows us to reach families that would otherwise be inaccessible. United Way is the only program that currently supports families facing homelessness with financial assistance throughout Broome County. As previously mentioned, the United Way grant mirrors the ESG grant in terms of qualifications for the program. The program provides financial assistance as well as supportive services, including case management and referrals. The grant year runs July 1, 2018 – June 30, 2019. To date we have provided financial assistance to 18 families. 12 families were provided security deposits and 6 families received assistance with rental arrears.

In addition to financial support, our client families were provided with case management. Case management allows us to make direct referrals to services within FEN. Referrals were directed to FEN's Head Start & Early Head Start, Child Care Resource & Referral program, Supplemental Nutritional Assistance Program (SNAP), Kinship and our Fatherhood program.

Caring Homes ensures that all callers, regardless of program eligibility, are provided referrals. There were 198 outside referrals. Those needing emergency shelter are referred to local resources such as the YWCA Emergency Shelter, YMCA shelter, RISE domestic violence shelter, Volunteers of America (VOA) shelter, and Broome County Department of Social Services for emergency assistance to secure their shelter stay. Other referrals related to physical and emotional well-being are made to resources such as:

- Lend A Hand (through both Broome County Urban League & Opportunities for Broome) for emergency financial assistance.
- Jewish Family Services for emergency financial assistance.
- Volunteers of America for emergency financial assistance.

- Mother Theresa's Cupboard for food pantry and emergency financial assistance.
- Community Hunger Outreach Warehouse (CHOW) for food pantry resource.
- Women, Infants & Children for food and nutrition service for families with infants and small children.
- American Civic Association for citizenship resources and English as a Second Language (ESL) classes.
- Samaritan House for household items.
- Family Resource Center for parenting classes, children's clothing closet.
- Nearly New Shop for vouchers for clothing.
- United Way of Broome County 211 for centralized system for community resources and referrals.
- Get There Call Center for transportation education and coordination.
- Southern Tier Independence Center for services and resources for people with disabilities.
- Jim Santacroce for furniture and household donations.
- Catholic Charities for 1x financial assistance.
- FEN's Coats for kids

The City of Binghamton recently renewed our Caring Homes program for another year (Feb 1, 2019 – Jan 31, 2020). Family Enrichment looks forward to continuing their efforts to assist homeless families and those at risk of becoming homeless.

In combination with our efforts to end homelessness, FEN works closely with The Southern Tier Homeless Coalition (STHC). The STHC is a collaborative nonprofit organization committed to providing solutions for homelessness in New York's Southern Tier. Designated by the federal Department of Housing & Urban Development as the region's Continuum of Care (CoC NY-511), STHC encompasses the housing crisis response system across Broome, Chenango, Cortland, Delaware, Otsego, and Tioga Counties and is comprised of over 30 member agencies offering homeless assistance services to households in need.

Housing

Family Enrichment Network is committed to on-going efforts to address our community's need for safe and affordable housing.

11 Roberts Street:

In April 2013 Family Enrichment began its commitment to address the need for safe and affordable housing. FEN purchased a property in Johnson City. The 2-family property consists of a first floor 2 bedroom apartment and a second floor 1 bedroom apartment. FEN collaborates with Binghamton Housing Authority working together to gain housing for those approved for Section 8. This helps to ensure we are providing outstanding housing to those in direct need. Since occupancy in late fall 2013, we have had consistent tenants. Binghamton Housing Authority is happy to have another property available to their clients, as their current Section 8 wait list of over 500 + families.²

51 Roberts Street:

The developmentally delayed population was identified as a population in need of safe affordable housing in the community. 51 Roberts St. Johnson City, NY was acquired for this purpose in September 2015. The house allows multiple (2-3) individuals to reside in a single family home. This model allows individuals with developmental disabilities the opportunity to live independently in the community while having roommates to share and support that experience. The home currently houses three individuals with shared living space and individual bedrooms. The dwelling has been occupied since December 2015.

241 St. Charles Street:

In our continued effort to provide safe and affordable housing options for families a single family home at 241 St. Charles St, Johnson City was purchased. The 3 bedroom one bath home was Section 8 approved. We, again, collaborated with Binghamton housing Authority. The home has been occupied since February 2016.

Looking Ahead:

Lack of safe and affordable housing continues to be a challenge throughout Broome County. Families are displaced due to building condemnations and building safety issues. An increased strain on the local housing market is a result of rental properties previously marketed to families being converted to college housing

In December 2018, we were awarded our first HHAP and ESSHI grants which will allow us to construct a 19 unit structure comprised of 1, 2, 3, and 4 bedroom units that will offer safe, affordable and quality housing. Coupled with case management and support services, the project is designed to support and empower individuals and families. The project is located on the corners of Liberty St. and Virgil St. in the city of Binghamton. We hope to break ground in early summer and be up and fully operational by late fall.

Family Enrichment Network will continue to work closely with the Homeless Coalition and City of Binghamton to identify gaps and needs in housing throughout Broome County and work towards a holistic approach at combatting homelessness.

Looking ahead, we will continue with our mission in providing housing that will help fill the gap for families in need of permanent, safe and affordable housing. We are anticipating that this new project will be the beginning of our initiative to bring safe, affordable and permanent housing to the neediest areas of the city.

Housing Program Identification of Unmet Needs

Although Caring Homes successfully assisted many families find permanent housing and/or divert homelessness, the need in our area exceeds what our program is able to provide. Strict guidelines limit the amount of families we are able to assist through this program. For example, during our first year (2013-2014), only 105 out of 200 phone screens were determined eligible. In our second year (2014-2015), only 138 out of 340 phone screens were determined eligible. During our third year (2015-2016), only 254 out of 420 phone screens were determined eligible. Our fourth year (2016-2017), only 290 out of 495 phone screens was determined eligible. Our fifth and sixth years (2017-2019), were tracked through CES. Strict eligibility guidelines for the use of Emergency Solutions Grant funds come from two sources: the City of Binghamton and the federal government's Housing and Urban Development (HUD).

To be eligible, clients must be residing within Binghamton city limits for ESG and in Broome County for United Way, have an income below 30% of the area median income, and a situation that categorizes them under HUD's very specific definitions of "Homeless" or "At Risk of Homelessness."³

Unmet Needs, As Identified by Clients and Local Agencies

- (1). *Security deposits* As mentioned previously, due to strict eligibility guidelines for use of Emergency Solutions Grant funds, Family Enrichment Network's Caring Homes Program is only able to serve a limited number of families in Binghamton. Our program frequently receives calls from those in surrounding areas, such as Johnson City, Endwell, Endicott, Chenango Forks, Maine, Whitney Pointe, Conklin, etc. In addition, calls also come from people who are considered "over income" for our program (per HUD guidelines) yet due to their limited income they often find themselves vulnerable to homelessness and other hardships.
- (2). *Safe and affordable housing* Clients and agencies, including the homeless shelters, site the lack of safe and affordable housing as a continued problem in our area. Many housing options are considered substandard and clients frequently complain about absentee landlords and/or maintenance repairs that go unattended to. In addition, many complain that options in their income range are typically located in unsafe, drug-infested neighborhoods. Families are especially concerned with this, as they fear for the safety of their children.
- (3). *Moving assistance and Storage* When low income families are required to move from one address to another they are often forced to leave their belongings behind. This causes the family to have to start over again. This occurs due to one or more of the following:
 - a. *Lack of transportation* to move belongings, especially large furniture items.
 - b. *Lack of finances* to pay for moving services or storage fees.
 - c. *Lack of the physical manpower* needed to move belongings, especially larger furniture items.

To add to their challenges, very few local resources offer furniture due to the threat of bed bug infestations. When furniture is found clients often face the difficulties listed above to purchase, transport & move the needed items. This is particularly true for single mothers, elderly and those with disabilities.

In conclusion, Family Enrichment Network continues to work to prevent homelessness and support those at risk of becoming homeless. We have identified the need to expand our housing program to support the community in providing safe and affordable housing. We will continue to develop and grow as long as the need is warranted.

Waiver Services

In November 2016, we expanded upon services offered to those with developmental disabilities/intellectual disabilities. The HCBS waiver program supports individuals in the community by providing a variety of services and supports that are uniquely tailored and individualized to meet each person's needs. These services are funded through Medicaid and support individuals who receive services under the Office for People with Developmental Disabilities (OPWDD). Waiver services can be self-directed as well as agency provider purchased (agency directed). Of the many waiver services offered, we set our sight on services that we felt best meet the needs of the individuals we serve as well as the need in the community. We are currently providing Community Habilitation and Prevocational Services.

Community Habilitation

Community Habilitation was the first of the waiver service to be implemented. Community Habilitation consists of services designed to assist individuals in acquiring, retaining, and improving independence, socialization, and adaptive skills necessary to reside successfully in home and community-based settings. An individual can be approved for as little as 4 hours of the service a week to more than 25 hours per week based on the needs of the individual, to ensure the individual's health, safety and welfare.

Through the provision of this service individuals learn, maintain, or improve skills through their participation in a variety of everyday life activities. They learn and use skills in the context of these activities; this can be considered a functional approach to the delivery of services. These activities must be necessary for individuals to live in the community, to live more independently, or to be more productive and participatory in community life. Services must be provided in a manner that ensures the person's health and welfare.

In addition to supporting individuals in activities typically associated with those occurring

in their homes and the immediate community, Community Habilitation service may also be used to provide staff assistance to support individuals in the following ways:

1. Support that enables the individual to access and use community resources such as instruction in using transportation, translator and communication assistance, and companion services to assist the individual in shopping and other necessary activities of community life.
2. Support that assists the individual in developing financial stability and security, such as assistance in arranging for disability-related work incentives and plans for achieving self- support; general banking; balancing accounts; preparing income taxes; and recordkeeping.
3. Support that enables an individual to participate in community projects, associations, groups, and functions, such as support that assists an individual to participate in a volunteer association or a community work project.
4. Support that enables an individual to visit with friends and family in the community, such as the support of a personal care worker.
5. Support that enables the individual to exercise rights as a citizen, such as assistance in exercising civic responsibilities.
6. Support that enables the individual to benefit from the participation of friends, relatives, and advocates as part of the individual's support planning team.

We currently employ (5) full time and (1) Part time staff currently providing 336 direct service hours to 19 individuals. There is an extensive waiting list for individuals looking for services.

Community Based Prevocational Services

In January 2018, we introduced prevocational services. Prevocational Services prepare individuals with developmental disabilities for paid employment or unpaid meaningful community activities, including volunteering. Prevocational Services have been redesigned to include new service delivery and documentation requirements. The Prevocational Services requirements apply to both individuals enrolled in the Medicaid Home and Community Based Services (HCBS) waiver, as well as non-waiver enrollees. To receive Prevocational Services, the individual must have: (a) expressed an interest in obtaining pre-employment skills; and (b) identified preparation for employment or job readiness as a valued outcome in his or her Individualized Service Plans (ISPs).

Prevocational Services are habilitative and prepare the individual for paid employment or unpaid meaningful community activities. Prevocational Services are delivered in the community. An individual's LifePlan contain Community Based Prevocational Services, in addition to other OPWDD services such as Pathway to Employment, Supported Employment, Day Habilitation, or Community Habilitation

We are one (1) year into the development of the Pre-Voc program. We program has grown and developed but, as with any new program, it has gone through growing pains. We currently employ (1) full-time pre-vocational staff that serves 6 individuals per month. 2019 looks to be promising!

Traumatic Brain Injury (TBI) Nursing Home Transition and Diversion (NHTD)

In June 2017 we began providing TBI waiver services. At the time of approval, there were 35+ in Broome and surrounding counties in need of Service Coordination services. Currently, there are over 50+ individuals in need of coordination services. Who is eligible? An individual who is diagnosed with TBI or a related condition, eligible for nursing facility level of care, enrolled in the Medicaid program, and between 18 and 64 years of age, and injured after the age of 18.

A Traumatic Brain Injury (TBI) usually results from a violent blow to the head or a jolt to the head or body. An individual can also experience a brain injury from a stroke, aneurysm, lack of oxygen (anoxia), brain tumors, or infections. When a TBI is experienced an individual and family typically struggle with understanding and dealing with the change and loss. While each individual's experience is unique, they usually experience, short/long term memory loss, processing difficulties, problem solving and judgment issues, along with various physical effects.

Upon approval we began providing Service Coordination. The Service Coordinator assists the participant in development, implementation and monitoring of all services in the Service Plan. The Service Coordinator provides linkage and referrals to waiver services and community resources throughout New York State. The Service Coordinator must also be an effective advocate for the participant, ensure that the participant is receiving appropriate and adequate services from providers and maintains quality assurance.

In November 2017, we built upon the program and introduced a new waiver service Independent Living Skills Trainer (ILST). The ILST provides skilled building to the individuals and their supports through developing compensatory strategies for goal attainment in the "real world setting." ILST services are individually designed to improve the ability of the participant to live as independently in the community as possible.

Most recently we began providing Positive Behavioral Interventions and Support Services (PBIS). PBIS services are provided to participants who have significant behavioral difficulties that jeopardize their ability to remain in the community of choice due to inappropriate responses to events in their environment. The primary goal of PBIS services is to decrease the intensity or frequency of targeted behaviors and to teach more socially appropriate behaviors.

The program currently employs one (1) part time ILST and one (1) part time (PBIS).

We are proud to announce that in March 2019 we were officially approved to provide Nursing Home Transition and Diversion (NHTD) services. The NHTD waiver uses Medicaid funding to provide supports and services to assist individuals with disabilities and seniors toward successful inclusion in the community. Waiver participants may come from a nursing facility or other institution (transition), or choose to participate in the waiver to prevent institutionalization (diversion). The NHTD Medicaid waiver was developed based on the philosophy that

individuals with disabilities and/or seniors have the same rights as others. This includes the right to be in control of their lives, encounter and manage risks and learn from their experiences. This is balanced with the waiver program's responsibility to assure the waiver participants' health and welfare. Waiver services are provided based on the participant's unique strengths, needs, choices and goals. The individual is the primary decision-maker and works in cooperation with providers to develop a Service Plan. This process leads to personal empowerment, increased independence, greater community inclusion, self-reliance and meaningful productive activities.

The program is in its infancy stage. We look forward to developing the program throughout 2019 and allowing the program the time and attention it deserves to develop at a rate that sustains the needs of the community.

**HEAD START
EARLY HEAD START
PROGRAMS**

Child Development and Adult Education Needs

When looking at Child Development and Adult Education, there are many topics to be considered. There have been many changes to education in recent years that have impacted how we work with children and adults. The development of the Common Core State Standards that have incorporated the 21st Century College and Career readiness skills have driven the change in curriculum used from preschool through adult education. Now with a new bill passed by The House of Representatives in December 2015, the future direction of education is even more uncertain.¹ Through our Community Assessment this year we are going to look at vital cornerstones to the foundation of child and family development as well as Head Start and Early Head Start (HS/EHS). While assessing the needs of Adult Education and families developing self-sufficiency, we cannot move forward without taking an in-depth look at families' financial literacy skills and staff preparing children for essential math skills that they will need for their future education and life. Once more, with the increased drop-out rate from our local school districts and the growing epidemic of bullying in our schools, addressing social emotional skills in children right from birth is a key.

Adult Literacy

According to the 2003 National Assessment of Adult Literacy (NAAL), literacy is defined as "Using printed and written information to function in society, to achieve one's goals, and to develop one's knowledge and potential."² This definition implies that literacy goes beyond simply being able to sound out or recognize words and understand text. A key feature of the definition is that literacy is related to achieving an objective, and that adults often read for a purpose.³

Literacy begins with the ability to read and understand the written language and the use of numbers. Reading and math skills are the foundation for all other learning. What is most disturbing about adult non-literacy is its legacy. According to Gary Rice, Ph.D., Assistant Professor of Education at the University of Missouri-St. Louis, “There’s a lineage of illiteracy, you can unravel this thing all the way back.” He goes on to say that the “key to improving childhood literacy may be improving adult literacy.”⁴ Studies show that the higher the parents’ level of education, the more likely that the child will pursue further studies. According to a study by Patrice de Broucker and Laval Lavallee, “Young adults aged 26 to 35 were close to three times more likely to earn postsecondary credentials (college diplomas) if their parents had a postsecondary education than if their parents had not completed high school.”⁵ Obtaining an education is important not only because it permits a person to flourish and thrive, but also because it allows a person to develop other capabilities.

In 2003, the National Assessment of Adult Literacy (NAAL), commissioned by the U.S. Department of Education’s National Center for Education Statistics assessed the literacy of over 19,000 adults (representing the entire population of the U.S. adults age 16 and older) in three different areas: prose literacy (the knowledge and skills needed to search, comprehend, and use continuous texts), document literacy (the knowledge and skills needed to search, comprehend, and use non-continuous texts in various formats), and quantitative literacy (the knowledge and skills required to identify and perform computations, either alone or sequentially, using numbers embedded in printed materials). Literacy levels were separated into four levels of achievement: *Below Basic*, *Basic*, *Intermediate*, and *Proficient*. Results indicated “twenty-two percent of adults were *Below Basic* (indicating that they possess no more than the most simple and concrete literacy skills) in quantitative literacy, with 14 percent in prose literacy and 12 percent in

document literacy.”⁶ Breaking this down in terms of financial capabilities, 22 percent of adults are unable to perform the very basic of tasks, including, balancing a checkbook or creating a monthly household budget.

The benefits of possessing an education go beyond the direct benefits of employability and earning potential to the indirect benefits, which include social well-being (family and community life), personal well-being (self-esteem, life satisfaction), and physical well-being (health and access to health care). Parents who complete a high school education, an Adult Secondary Education program (GED/TASC), attempt college, or job training provide a first-hand example to their children of the importance of an education. They contribute to their child’s education by passing on attitudes and expectations, providing encouragement and opportunities to learn, helping outside the classroom, and standing as positive role models. According to the NAAL, 36 percent of parents with *Basic* prose literacy read to their children five or more days compared with 27 percent of parents with *Below Basic* prose literacy and 23-25 percent of parents with *Basic* and *Below Basic* prose literacy reported that they had been involved in their children’s schools (volunteering to help out, going to parent/teacher meetings, spoken individually with a teacher, and/or sent food for parties or snacks). In comparison, 50 percent of parents with *Proficient* prose literacy and 44 percent of parents with *Intermediate* prose literacy read to their young children five or more days a week, and 40 percent and 29 percent of parents with *Proficient* prose literacy and *Intermediate* prose literacy respectively, had been involved in all four school activities measured (volunteering to help out, going to parent/teacher meetings, spoken individually with a teacher, and/or sent food for parties or snacks).⁷ Parental well-being directly affects the rest of the family. According to research conducted by Barbarin et al. (2006), “the skills children need to meet the demands of school (in the domains of language and

numeracy) are linked to resources present in the child's familial environment. Being able to meet the material needs of the child and having the human and social capital associated with higher Social Economic Status may lower strain and equip parents to cope with expected and unexpected life events.”⁸

In the United States 25.7 million (13 percent) of people between ages 18 and 64 are without a high school diploma or equivalent.⁹ This number is expected to increase as the number of high school dropouts, especially minority populations, increases. Added to the dropout rate, an impact of the 2008-2012 economic recessions, many states have seen an increase in the number of older, unemployed or underemployed adults who are returning to school to obtain their high school equivalency diploma to in order to upgrade their future employability. According to the United States Census Bureau's Demographic, 2013-2017 American Community Survey for Broome County, 12,429 (9.6%) residents age 25 and older do not possess a High School Diploma or Equivalency Diploma. According to New York State Education Department (NYSED), the overall graduation rate for the 2011 cohort (students who entered 9th grade in 2011) increased to 78 percent in 2015 from the previous year's 76.4 percent.”¹⁰ According to NYSED in 2015, Binghamton City School's graduation rate is down six percent to 54 percent, even though New York State's overall graduation rates have increased roughly two percent, the difference between the state rate and Binghamton rate being more than 24 percent, with Binghamton being one of the lowest in the state.¹¹ This means that just over half the students at Binghamton High School are not receiving a high school diploma on time. Many of the younger students have mentioned bullying as a reason for not attending school. According to recent complaints by Binghamton City School District parents, bullying is a problem at East Middle School in Binghamton.¹² Some parents also feel that the bullying situation runs district-

wide. With those students attending middle school moving on to High School, the bullying perpetuates into that next level of education. The earlier we get to children with efforts to build self-esteem and defuse thoughts of bullying the better. Second Step and Conscious Discipline efforts taught in the earlier ages, should transfer through to the Middle and High School levels of education, hopefully, with a positive effect on keeping children from dropping out. We must use our village to raise our children before they give up on a High School education.

Narrowing in on the Head Start/Early Head Start population this 2017-2018 program year, 25 percent of Heads of Household and 16 percent of secondary adult in our Broome County and Tioga County HS/EHS families reported at least one member of the household lacking a High School Diploma or High School Equivalency Diploma. Thirty-Nine percent of the families in our Broome and Tioga HS/EHS reported that they were interested in continuing their education.¹³ With 19.6 percent of Head Start/Early Head Start families, from Broome and Tioga County reporting education as their goal for the 2017-2018 Head Start/Early Head Start Program Year.¹⁴

Financial Education

But to be “literate” in today’s world, we must also include having a firm grasp on problem-solving, higher-level reasoning skills, and financial literacy which includes financial capability. Financial literacy as defined by Lois Vitt and colleagues (2000) is “the ability to read, analyze, manage, and communicate about the personal financial conditions that affect material well-being.” Financial capability, according to Atkinson et al. (2006), “incorporates skills, behavior, and knowledge in five areas: making ends meet, keeping track, planning ahead, choosing products, and staying informed.” “The JumpStart Coalition for Personal Financial Literacy, a national group of organizations promoting financial literacy at all grades, notes on its

Web site that the average student who graduates from high school ‘lacks basic skills in the management of personal financial affairs. Many are unable to balance a checkbook and most simply have no insight into the basic survival principles involved with earning, spending, saving and investing.’ ”¹⁵ According to a final report of the President’s Advisory Council on Financial Capability (Jan. 29, 2013), “Financial education should take its rightful place in American schools. More specifically, it recommended integrating ‘important aspects of personal finance into teaching of math and English language arts Common Core State Standards for K-12 education as well as other subjects.’ ”¹⁶

With approximately 22 percent of adults in the United States possessing no more than the most simple and concrete of knowledge in quantitative literacy and our School Districts focusing so heavily on higher level mathematic reasoning, financial literacy and basic concepts of budgeting are going by the wayside. According to State Financial Education Requirements, JumpStart Coalition for Personal Financial Literacy, “personal finance instruction in the K – 12 curriculums is not required in 52 percent of states, and only 8 percent require at least a one-semester course.”¹⁷ Although personal finance is a requirement in New York State (Economics, the Enterprise System and Finance offered in twelfth grade) there is no assessment to pass that requires proficiency,¹⁸ and for those who want to obtain a High School Equivalency (HSE) Diploma, there is no personal finance test required. Even in the newly adopted Test of Adult Secondary Completion (TASC), the current assessment tool for receiving a GED based on the new Common Core State Standards does not include a section on personal finance. In the 2018-2019 program year 27.1 percent of Broome and 55.7 percent of Tioga Counties Head Start/Early Head Start families reported finances as a family relationship need,¹⁹ with 17 percent (of Broome) and 32.9 percent (of Tioga) of those families working on that as a family goal.²⁰

Adult/Parent Education

Recent Federal and State legislation regarding upcoming education changes has created more of a need to educate Head Start/Early Head Start parents both for their own educational goals and for those of their children. In December 2015, the House of Representatives passed a bill called the “Every Student Succeeds” Act, which minimizes the role the federal Department of Education will play in elementary and secondary education in the future years. This bill was created to replace the “No Child Left Behind,” law that expired in 2007. According to Richard Hanna, U. S. House Representative, the “bill makes key reforms to federal education policy that will maximize flexibility for states and local school districts and reduce the government’s role in state education policy. This bill prohibits the federal government from mandating a one-size-fits-all set of standards such as Common Core, a failed experiment that has led to the development of rigid curriculums that stifle classroom innovation.” He goes on to say that, “the bill authorizes the Preschool Development Program to provide competitive grants to states in order to assess the availability and quality of existing preschool programs.”²¹ Some highlights included in the bill include changes/modifications to current laws regarding 1) Common Core: Prevents any federal agency from incentivizing, requiring, or conditioning the receipt of federal funds on the adoption of Common Core Standards or any other set of specific academic standards. It also makes clear that states can withdraw from the Common Core program with no financial penalty. 2) Preschool Development Grants: authorizing \$250 million for the Preschool Development Grant program to be used to develop update, or implement a strategic early learning plan. 3) Academic Standards: Prohibiting the federal government from requiring states to adopt a particular set of standards, assessments, or accountability structure. 4) Measuring Progress: states will be required to test annually in reading and math but these results will not be

used to determine individual school progress by the federal government; however, states still have to identify consistently low-performing schools and are responsible for developing turnaround models.²² “The Common Core State Standards Initiative is a state-led effort coordinated by the National Governors Association Center for Best Practices (NGA Center) and the Council of Chief State School Officers (CCSSO)”, which “provide teachers and parents with a common understanding of what students are expected to learn. Consistent standards will provide appropriate benchmarks for all students, regardless of where they live.”²³ New York State implemented the common core learning standards in all schools in 2011-12 with full classroom instruction fully aligned to the new standards in the 2012-13 school years.²⁴ This legislation affects all of our parents and their children. Standards have been developed for our Pre-Kindergarten children and a new High School Equivalency test was developed and implemented in 2014 for our parents who wish to pursue their High School Equivalency Diploma. With the “Every Student Succeeds Act 2015, the future of New York State education, from pre-school through adult education, is yet to be determined; but we know education expectations and curriculum, will be changing again.

Currently, in the Binghamton area, there are three primary organizations that offer TASC and/or ESOL classes. Binghamton High School offers Adult Basic Education (ABE) and TASC classes during the day Monday through Friday at the First Presbyterian Church on Chenango Street. They also offer ESOL classes daily at the American Civic Association and evening classes on Tuesdays and Thursdays for ABE, HSE, and ESOL. The program offers bus passes to their ABE and HSE students to enable them to attend classes to further their education. The second organization to offer classes, Broome-Tioga BOCES, offers classes at First United Methodist Church in Endicott Monday through Thursdays from 9:00 a.m. to 1:00 p.m. Two

classes are available, Mondays through Friday from 8:00 a.m. to 3:30p.m. and Monday through Thursday 8:30-12:30 at Broome County Workforce. Students at the Workforce location receive free childcare through DSS. BOCES also offers TASC classes at the Johnson City Learning Center Mondays through Thursdays 9:30 a.m. to 1:30 p.m. and 3:30 p.m. to 6:30 p.m. Broome-Tioga BOCES offers lower level ESOL classes Monday through Friday from 1:00 p.m. to 3:00 p.m. and higher lever ESOL classes Monday through Thursday from 3:30 p.m. to 5:30 p.m. at the Johnson City Learning Center. BOCES also offers a GRASP-Home Study program. And finally, Literacy Volunteers of Broome-Tioga Counties (LVBTC) currently has over 60 tutors that work individually with students on ABE (students with a reading level that is lower than a 5th grade level), TASC, and ESOL. According to the Broome County Department of Social Services, personal finance classes are available and recommended to clients who obtain jobs, but are not required.

Family Enrichment works with Literacy Volunteers to offer a GED/TASC program for the Head Start/Early Head Start families and the community members of Broome and Tioga County. Literacy Volunteers currently holds a class once a week at Family Enrichment Network.

Although there are three main organizations that offer adult literacy and TASC programs, Binghamton High School and Broome-Tioga BOCES, and LVA, there are many organizations referring adults for assistance. Center City Coordination (C³), Cornell Cooperative Extension, Department of Social Services, and the Refugee Resettlement Program are just a few. Statistics presented earlier showed that 10,017 people age 25 and older in the Binghamton and Johnson City areas do not possess a high school diploma or equivalency diploma up 52 percent from the United States Census Bureau's Demographic, 2005-2009 American Community Survey Five-Year Estimates for Broome County²⁵. Based on this information 95% of the population of

people who do not possess a high school diploma is not being served. This number is sure to grow with the current Binghamton City School Graduation Rate of 54 percent.²⁶

New York State identified three main barriers to why the people who need the TASC do not always succeed in obtaining one; cost, access, and most importantly, preparation programs. The New York State Board of Regents recommends “expanding instructional programs, including basic literacy and adult education programs; enhancing the quality of programs available; and building on promising models of instruction.”²⁷ In order to prepare students for post-secondary education, the GED assessment was revamped for 2014. The content of the new 2014 TASC assessment test currently aligns with the Common Core Standards and contain a five-test format reading, writing, math, science and social studies. A big change to the test is that it is now going to be completely computer based, which presents a new challenge to existing preparation programs and testing centers that now have to supply the computers for instruction and assessment. With the new requirements for preparation programs and testing centers, with little funds to back them, more programs will disappear causing a greater problem to the population trying to further their education and consequently, their financial stability.

Tioga Workforce Center closed due to many finding that the program location, hours of service programs are offered, lack of transportation, and lack of childcare services are among a few problems preventing adults in need of literacy, ESOL, and TASC education from attending classes. Tioga County offers no public transit system, so those who do not have access to private transportation, lack a means to attend a class even if their work schedule or life allow for it. According to the United States Department of Labor Bureau of Labor Statistics Employment Projections, people that possess a high school or high school equivalency diploma earn \$174 dollars more a week²⁸ and \$200,000 more a lifetime²⁹ than a person who hasn’t received a

diploma. According to The Condition of Education 2014, in 2012 young adults with a High School Diploma or Equivalency earned on average \$7,100 (or 24%) more than their counterparts that had less than high school completion.³⁰ And furthermore, “Between 2002 and 2012, the median earnings for young adults without a high school credential declined by ten percent from \$25,500 to \$22,900; \$2,600 a year.”³¹ According to Broucker and Lavallee, parents with higher education levels are more likely to set their children on the path to educational success. They state, “Parental education plays a significant role in children’s ability to match or improve upon their parents’ educational attainment. Most probably, this occurs because the learning environment in the home reflects the parents’ own academic background.”³² Support for the 95% of Binghamton and Johnson City residents that do not have a high school or high school equivalency diploma are imperative for the economic and educational growth of our area.

When we review the percentages of families that are in need of completing their high school education, or the equivalent (TASC), continuing ESOL classes and raising their own literacy levels through Adult Basic Education classes, we can see that there are many families that may have difficulties in supporting and enhancing their children’s educational experiences both at home and at school. As indicated previously, parents who have a lower level of education have a greater chance of their children not being as successful in school as those children who do have families with a High School Equivalency Diploma. This can also go for families who have a greater understanding of the English language. With vital agencies that supply these courses decreasing, it is becoming more difficult to meet the demand.

Advancing Thinking

According to the 2007 Head Start Act, family literacy encompasses four components: interactive literacy activities between parents and their children, training for parents on how to be

the primary teacher for their children and full partners in the education of their children, parent literacy that leads to economic self-sufficiency and financial literacy, and age-appropriate education approaches that prepare children for success in school and life experiences. Family Enrichment Network hires highly qualified staff for its Head Start and Universal Pre-Kindergarten classrooms that are trained in providing age-appropriate instruction throughout the program. Teaching staff are encouraged to continue their training through professional development opportunities that are based on goals they develop each year. Goal setting behavior is an essential human activity in which a person can identify an area in need of improvement and then works towards an acceptable solution, which may not be apparent at first.³³ Reflection on teaching practices and goals can be useful in learning from any experience and can be used as a mechanism for both improving teaching and turning experiences into knowledge about teaching. Reflection, as defined by Dewey, is “the kind of thinking that consists in turning a subject over in the mind, and giving it serious thought.”³⁴ Reflection extracts any combination of formally taught knowledge, reading, implicit knowledge, experience, critical incidents, and emotions to create new knowledge that enhances the capacity to visualize new realities and outcomes.³⁵ Often there is little time for reflection in our daily schedules. A basic challenge with finding time for reflection is the lack of understanding of its importance and the gains from its practice. Through reflective practices, we can acknowledge the “aha” moments that occur in our program to build on the success, and recognize the shortcomings of our instruction in order to seek out alternative approaches. Through reflection, we each become mentors for the rest of our colleagues. Embracing reflective practices and goal setting throughout our program will enhance all four parts of family literacy. Directors, Coordinators, & Supervisors are currently working with our Head Start ECE Specialist to help create a reflective work environment.

To help improve our reflective practices, Family Enrichment Head Start and Early Head Start program has begun a coaching program that follows the research based Practice Based Coaching outline. Practice Based Coaching is a cyclical process for supporting teacher's use of effective teaching practices that lead to positive outcomes for children.³⁶ The coaching cycle consists of the teachers planning and setting goals, engaging in focused observation, reflecting on and sharing feedback about teaching practices.

Along with reflective practices, Family Enrichment Head Start and Early Head Start programs have embraced the Conscious Discipline along with Second Step curriculums. Teachers learn how discipline is an opportunity to teach rather than being a disruption. They are implementing strategies in their classrooms to help children learn to stay in control of their own actions and emotions as well as the importance of their (the child's) role in creating a safe environment. Teachers are introducing the children to the strategies that will help the children with their composure, encouragement, assertiveness, choice, positivizes, empathy, and problem solving skills. Teachers are using these strategies across both programs with children ages 6 weeks to 5 years old. Family Enrichment Head Start and Early Head Start programs are working towards creating a school family that will build connections and ensure everyone the optimal development.

Implications

In order to better meet the needs of children and the families in our community, there needs to be increased numbers of TASC, ABE, and ESL classes for non-English speaking families and an addition of classes to both Broome & Tioga County areas. A variety of course days and times would accommodate working families who would like to pursue further education within our service area. It is vital that services be available for these families in order to increase the

economic outlook for our service area as well as quality of life and education for the families and children that we serve. The programs we offer must be in alignment with the Common Core Standards and with the future TASC test in mind and be ever diligent to the ongoing changes to curriculum as New York State roles out its future plans for education.

In addition to providing more adult education opportunities, our community needs to provide dependable and high quality transportation and childcare in conjunction with these courses to allow families to fully take part and not have the worries of how they are going to be able to get there and who is going to care for their children. This may include increasing low-cost or no-fee program slots to for these families. Additional full-day slots for two-, three-, and four-year-old Head Start children would allow more families to attend the programs that they need to attend in order to pursue further education. As an added bonus to the attending children, they would be engaged in language rich environments that would build on their language and literacy skills as well as the families.

Along with offering more adult education classes, and extending Head Start and Early Head Start offerings to more children, our families need continued exposure to sound financial literacy. Household budgeting, credit counseling, and programs that explore the benefits of banking and keeping checking/savings accounts would help our families not just in the present, but in planning for their future and their children's futures. According to Johnson and Sherraden, people who had an allowance, bank account, or investment when they were children saved more of their income as adults.³⁷

As we continue to build on our programming, one thing that remains strong is our connections with families that we work with. Our staff works with parents to organize opportunities for their involvement in their child's education. In this process, we are

understanding of parents' needs and views of education, and reflect on their own motivation and desired outcomes for home-school initiatives. Continuing with and increasing the strategies used from our social emotional curriculum, Family Enrichment will increase the connections to ensure families and children will be successful.

Health/Nutrition Needs

Health Insurance

As of December 2018, the following children were receiving Medicaid:

	Broome County	Tioga County
• TANF Children on Medicaid and Assistance;	2124	320
• Medicaid only Children;	18,367	526
• <i>Total Children on Medicaid</i>	20,491 ³⁸	846 ³⁹

As of 2014, 3.2% of children in Broome County are uninsured, many of whom may be eligible for Medicaid.⁴⁰ Although access to primary and preventive care has improved in this community, it remains a concern for Head Start families. Private and hospital-based clinics provide health services to the majority of Head Start families. Historically, low Medicaid reimbursement rates have played a role in restricting health care accessibility.

The Broome and Tioga County Departments of Social Services operate under a mandatory managed care program, as a way to increase accessibility to primary and preventive health care and to reduce the cost of health care in general. In Broome County, about 35,465 of the 58,661 Medicaid eligible individuals are in Medicaid Managed Care (21,843 through the NYSOH). It is crucial that families receive assistance in the selection of the best-managed care plan for themselves and their families. New York Health Options (Maximus) provides this assistance in Broome County.

Eligible applicants/recipients decide on a plan based on subscribing doctors, location of the physician's office, preferred hospital, location of participating pharmacies, and availability of all services at a convenient site.

Currently, the Medicaid Managed Care plans in Broome County includes CDPHP, Excellus, Fidelis, and United Health Care. With the implementation of a Medicaid Redesign Team proposal beginning 7/1/12, dental services were added to the plan benefit package and Medicaid managed care enrollees access dental care from participating dental providers in their plan network.

As of 12/31/2018 there were 10,591 Tioga County individuals on Medicaid. 7,036 of these on enrolled on the Exchange, 3,555 are still managed by Tioga County DSS.

Seven thousand six hundred and twenty five of the 10,591 are enrolled in Managed Care (these could be LDSS or Exchange).

It is crucial that families receive assistance in the selection of the best-managed care plan for themselves and their families. New York Health Options (Maximus) provides this assistance in Tioga County. Eligible applicants/recipients decide on a plan based on subscribing doctors, location of the physician's office, preferred hospital, location of participating pharmacies, and availability of all services at a convenient site. Tioga County Managed Care Plans are Capital District Physicians Health Plan (CDPHP); Fidelis; United Health Care (UHC); Long-Term Care plans – Fidelis, iCircle and VNA Homecare⁴¹

With the enactment of the Affordable Care Act along with the State takeover of the administration of the Medicaid program from the local Department of Social Services, new enrollees applying for Medicaid continue to apply through the New York State of Health. An applicant can apply over the phone, online, or receive assistance through a Navigator or Certified

Application Counselor. All these insurance affordability programs were moved to Modified Adjusted Gross Income (MAGI) based on IRS tax rules. In 2018, all Broome County MAGI Medicaid renewals were transitioned and processed at the New York State of Health.

Child Health Plus:

Child Health Plus, the New York State children's insurance program, is available to those who are not eligible for Medicaid. Depending on the family's income, they may or may not pay a small monthly premium - from \$9 - \$60 per child and limited to \$27 - \$180 per family. In September 2008, eligibility for Child Health Plus was expanded from 250% to 400% of the Federal Poverty Level in an effort to provide affordable, comprehensive insurance coverage to nearly every child. As of January, 2019, there were 3023 Broome County children enrolled in Child Health Plus (Excellus FLBCBS -1977, CDPHP - 125, FIDELIS 816). In Tioga County, 868 children were enrolled (Excellus FLBCBS - 292, CDPHP - 83, FIDELIS 462, UHC 31).⁴² Benefits offered under Child Plus are:

- Well-child care
- Physical exams
- Immunizations
- Diagnosis and treatment of illness and injury
- X-ray and lab tests
- Outpatient surgery
- Emergency care
- Prescription and non-prescription drugs if ordered
- Inpatient hospital medical or surgical care
- Short-term therapeutic outpatient services (chemotherapy, hemodialysis)
- Limited inpatient and outpatient treatment for alcoholism and substance abuse, and mental health
- Dental care
- Vision care
- Speech and hearing
- Durable medical equipment
- Emergency ambulance transportation to a hospital
- Hospice

Child Health Plus remains an option for parents even with the implementation of the Affordable Care Act.

As of December 2014, Family Health Plus program was discontinued due to the increase in income levels for Medicaid eligible under the new ACA Guidelines. The ACA established a new eligibility category called the “adult group” (ages 19-64) that provides coverage to individuals with modified adjusted gross income up to 138 percent (%) of the federal poverty level (FPL). For 19 and 20 year olds, their income will be compared to up to 138% of the FPL if they are living alone or up to 154% of the FPL if they are living with parents. For parents or caretaker relatives, their income will now be compared to 138% (a reduction from 150%) of the FPL.⁴³

Table IV. Health Care Visits of Head Start Families⁴⁴

HEALTH CARE	PERCENTAGE OF CHILDREN		PERCENTAGE OF PARENTS	
	2017-2018	2018-2019	2017-2018	2018-2019
Medical Visits				
Every two years	1%	1%	2%	3%
Once a year	36%	32%	28%	32%
Twice a year	14%	10%	7%	7%
As Needed	49%	57%	59%	57%
Never	0%	0%	3%	1%
Dental Visits				
Every two years	1%	3%	2%	3%
Once a year	18%	18%	20%	22%
Twice a year	44%	45%	28%	26%
As Needed	32%	30%	43%	46%
Never	5%	4%	7%	3%
Vision Exams				
Every two years	8%	8%	10%	11%
Once a year	18%	16%	18%	25%
Twice a year	4%	6%	4%	6%
As Needed	42%	38%	46%	40%
Never	28%	32%	22%	18%

Oral Health/Health Plan Coverage

Broome County Department of Social Services has operated a mandatory managed care program with several different product lines since 1998. There are currently over 36, 455⁴⁵ individuals enrolled in these plans. As a result of a Medicaid Redesign Proposal, dental care was added to the Medicaid managed care benefit package and those enrollees access dental care through their plan's dental network. Child Health Plus also offers dental care. While local data is not available for health plans supporting the safety net populations, in the Quality Reports for HMO's statewide (QARR, available at NYSDOH website), the plans reported the following: for CHP B: one annual dental visit per child; CDPHP 61%, Fidelis 61%, and Excellus 62%⁴⁶. As of October 1, 2009, Medicaid reimburses a maximum of four annual fluoride varnish applications for covered children from birth until seven years of age.⁴⁷

In 2006, The Broome County Health Department (BCHD) received re-designation as a Dental Health Professional Shortage Area for low-income populations, which allows Article 28 facilities in Broome County to apply for National Health Service Corps approved site status. In an effort to reduce Medicaid costs for dental care, the BCHD improved local access to dental care for the Medicaid population through an innovative dental services grant with the New York State Dental Bureau and Our Lady of Lourdes Hospital.

In response to a long-standing community need, Our Lady of Lourdes established the Lourdes Center for Oral Health in January 2005. In June 2015 the center expanded from 6 to 12 chairs, to better serve the community and families in need. Basic oral health care is an important factor in overall health, yet access remains a challenge. This program was established to meet the oral health care needs of vulnerable populations who are unable to establish a dental home or to obtain access to dental services in private dental practices. Lourdes Center for Oral Health is

currently open to new patients under the age of 13. An article 28 clinic, with a focus on restoring and maintaining dental health for children and adults, the center targets those who are uninsured, on Medicaid, or enrolled in a managed care plan including-New York's Child Health Plus program, a population that is underserved for dental services in the Broome County area.

Lourdes also offers a Patient Financial Assistance Program to help patients who meet specific guidelines, even if they have dental insurance or not. Lourdes Center for Oral Health has an insurance navigator available on site, by appointment, to assist patients who need to obtain insurance or apply for the Patient Financial Assistance Program.

In October of 2006 Mobile Dental Services were added, offering a well-rounded realm of services to community sites and local school districts, and in 2012, a School Based Sealant Program was established. Through the Community and School Based programs, Lourdes Dental Service provides free screenings, oral health education, preventive and restorative dental services. It also provides a dental home to all children enrolled in the Family Enrichment Network and Opportunities for Broome Head Start programs, whose families may find it difficult to access needed dental services elsewhere in the community. Currently, services are provided by Lourdes at 29 community sites, serving 12 school districts and 5 Head Start sites. In the past year, over 5000 children were provided with free screens, education and/or treatment at the school-based locations. About 2000 members in the community were given education and were provided with toothbrushes and floss.⁴⁸ At Family Enrichment Network, in November 2018, the Dental Hygienist from Lourdes Center for Oral Health provided 35 Free Dental Screens to children and in December 2018, the Lourdes Mobile Dental Unit provided dental care to 37 children.

There are approximately 1,500 children enrolled at the Article 28 Clinic operated by United Health Services Hospitals (UHS) at Binghamton General Hospital. UHS operates two school-based health centers (Benjamin Franklin and Roosevelt elementary schools in the Binghamton City School District) and provides screening and sealants to children in those two schools, and restorative care referrals. The UHS clinic is not currently taking new patients for dental care, but if a child has a problem and is in pain they will get them right in for an exam. They are anticipating hiring a new dentist with the hope that they can then start taking new patients again in May 2019. The clinic will take new patients for their fluoride varnish program for children up to the age of 7. The insurances that UHS Dental Clinic accepts are: Medicaid, Healthplex (including CDPHP and Excellus Blue Cross/Blue Shield), Fidelis (Dentaquest), and private insurance and self pay.⁴⁹

The Dental Hygiene program at SUNY Broome Community College offers a dental clinic for preventive services such as various cleanings, x-rays, fluoride treatments and oral hygiene instruction. The clinic is open during the fall and spring college semesters. Fees for services are 30 dollars per adult and 20 dollars for children from ages 6 to 17 years and senior citizens over the age of 65. A Veterans' clinic is held the first Tuesday of November to provide free services to Veterans. Children from ages 3 to 5 years are seen in the spring semester. Medicaid patients with proof of proper qualification and BCC students are not charged. The clinic served 2,260 people from August to May 2018.⁵⁰

Tioga County has been designated as a Dental Health Professional Shortage Area for the Low-Income population since 1997. This designation continues to this day due to a very limited number of dentists in Tioga County, especially those that accept NYS funded insurance programs. According to a recent publication by the Robert Wood Johnson Foundation, Tioga County has the greatest need for dental providers in the State of New York with a ratio of one

dentist to 6,280 people; New York State average is 1: 1,414. Neighboring counties are also deficient in dental providers, specifically for low-income clients.

Furthermore, the majority of Tioga County lacks the benefits of fluoridated public water systems. Additionally, a substantial percentage of the population has private wells as their primary source of water which makes fluoridating water a moot point. This heavily researched method of prevention is lost on the residents of Tioga County.

In response to the documented need and lack of services, Tioga County Health Department obtained and operates a mobile dental van, Tioga Mobile Dental Services. The 53 foot long trailer is designated by the NYSDOH as an Article 28 Dental Clinic for the community and a School-Based Dental Clinic for students of Tioga County. The dental van travels to 13 Tioga County school buildings and is available during non-school hours and the summer break for community members. Services provided via the dental van include routine dental exams, prophylaxis, radiographs, sealants, fluoride treatments, restorations and extractions. The program accepts all dental insurances plus offers a Sliding Fee Scale for those without insurance coverage.

Additional services provided via the Tioga County Health Department include a Fluoride Varnish Program. The intent of this program is to provide children whom are deemed a high risk for dental caries, the benefit of fluoride through the use of a Fluoride Varnish application which is proven effective in preventing dental caries. This program reaches the children of Tioga County through the school-system, and Head Start classrooms. All children that participate in the program receive a tooth brushing kit, whether or not they receive the fluoride varnish application. Forty-two children in the Tioga County Head Start program received fluoride

varnish applications through the Tioga County Health Department Fluoride Varnish Program in November and December 2018.

In an effort to promote dental visits by the age of one, postcards are mailed to all families of two year olds in Tioga County. Also, information regarding children's oral health is included in all birth packets mailed to new parents. The hope is that these efforts will lead to early awareness of the importance of good oral health and entry into the dental care before problems arise.⁵¹

Children entering the Family Enrichment Network Head Start Program must have a professional dental exam within ninety days of entry. Children in Broome County who are unable to obtain a professional dental exam receive an oral health screening by a Registered Dental Hygienist from The Lourdes Center for Oral Health. The Lourdes Mobile Dental Unit provided prophylaxis and treatment to 35 children in October 2016.⁵² The partnership between Family Enrichment Network and the Lourdes Mobile Dental unit has enhanced our ability to obtain dental care for children on Child Health Plus and Medicaid. Since opening in January 2005 Lourdes Center for Oral Health has been accepting referrals and providing a dental home to Head Start children on Child Health Plus and Medicaid.

In June, 2010, the Family Enrichment began its Early Head Start Program. The American Academy of Pediatric Dentistry recommends that children have their first dental visit at the age of one year. In order to provide families to an introduction to dental care for their infants and toddlers, Dr. Michael Wilson has agreed to do dental screens on the children in the Early Head Start Program.

In Broome County, approximately 126,000 residents are served by fluoridated water. This accounts for approximately 63% of the population⁵³. There is no fluoridated water supply

in Tioga County. The New York State Fluoride Supplementation Program was discontinued in the Spring of 2012. Family Enrichment Network purchases fluoride tablets in order to continue offering it to the children. Families are also encouraged to obtain fluoride through their primary care physicians or private dentists.

Immunizations

One of the Healthy People goals for 2020 is to increase immunization rates and reduce preventable infectious diseases. Vaccines prevent disease and are among the most cost-effective clinical preventive services.

Despite progress, tens of thousands of adults and hundreds of children in the United States die each year from vaccine preventable diseases.

New York State law requires vaccinations or other documentation of immunity as a condition of child care, school, and college attendance. The purpose of the law is to reduce the incidence of vaccine preventable diseases and associated morbidity and mortality by increasing vaccination rates. The Advisory Committee on Immunization Practices (ACIP) makes recommendations to the CDC and school requirements are updated as needed to closely reflect the ACIP recommendations. All immunizations must be given at the correct intervals. It is important to note that children who are not up-to-date with their immunizations can be given 14 days to become up-to-date (30 days if coming from out of state or out of country). If the child has not become up-to-date within that time frame they will be excluded from school per New York State Public Health Law 2164. The New York State school requirements are available at <https://www.health.ny.gov/publications/2370.pdf>.

The following vaccine doses are required by New York State for school entrance into Day-Care, Nursery, Head Start, and Pre-K:

- 4 doses Diphtheria and Tetanus Toxoid-Containing Vaccine and Pertussis vaccine (DTaP/DPT)
- 3 doses Polio Vaccine (IPV and/or OPV)
- 1 dose Measles, Mumps, Rubella vaccine (MMR)
- 3 doses Hepatitis B vaccine
- 1 dose Varicella vaccine (Chickenpox)
- 1 to 4 doses *Haemophilus influenza* type b conjugate vaccine (Hib) (number of doses varies with age of child at the time of immunization)
- 1 to 4 doses Pneumococcal Conjugate Vaccine (PCV-13) Children starting their series on time and at appropriate intervals should receive 4 doses. (Number of doses varies with age of child at the time of immunization)

In New York State, all children must be immunized against tetanus and pertussis for entry into any school. The DTaP vaccine prevents infection from diphtheria, tetanus, and pertussis. These are serious and even life-threatening infections, especially in young children. Children should receive four doses of DTaP by the time that they are eighteen months old and a booster dose at their fourth birthday. If the fourth dose of DTaP was administered at age four years or older, the fifth (or booster) dose of DTaP vaccine is not necessary.

The Tdap vaccine provides protection against tetanus, diphtheria, and pertussis. The recommendation from the Centers for Disease Control is to administer Tdap as a single dose booster to adolescents and adults. New York State requires that children who enroll in grades 6 through 12 receive the Tdap booster. The primary objective of the Tdap vaccination is to protect adolescents against pertussis. It is especially important for adolescents and adults to receive the Tdap booster if they will come into contact with infants. Babies that aren't fully protected against

pertussis (whooping cough) are more likely to contract the disease, develop serious complications, and die. In recent years between 10,000 and 40,000 cases were reported each year. Tdap may be given as young as 7 years of age. For children enrolling in grades 6 to 12 who received a dose of Tdap at 7 years of age or older, the booster dose of Tdap is not required for 6th grade.

With some exceptions, all parents are advised that four doses of polio vaccine (IPV) is the preferred schedule. ACIP recommends four doses of the inactivated polio vaccine (IPV) given by injection at two months, four months, and 6-18 months and at four to six years prior to school entry. The final dose in the series must be received on or after the fourth birthday and at least 6 months after the previous dose. Although we no longer see polio in our country, it continues to be endemic in Afghanistan, Pakistan, and Nigeria.

One dose of the Measles, Mumps, and Rubella (MMR) vaccine is required on or after the child's first birthday. This can be given at the same time as the varicella vaccine. Children in grades Kindergarten through 12 must have received two doses of the MMR vaccine for school attendance. The second dose should be received when the child is 4 to 6 years of age.

Children must complete the Hepatitis B vaccine series in order to enter school. This includes pre-K, licensed childcare, and nursery school.

One dose of Varicella (chickenpox) vaccine is required on or after the child's first birthday. Children will need 2 doses for entrance into Kindergarten. A written diagnosis by a physician, physician assistant, or nurse practitioner that a child has had varicella disease is acceptable proof of immunity.

New York State requires immunization against *Haemophilus influenzae* type B (Hib) conjugate vaccine. Children starting the series on time should receive Hib vaccine at 2 months, 4

months, 6 months and at 12 through 15 months. Children older than 15 months must get caught up according to the ACIP catch-up schedule. The final dose must be received on or after 12 months. If 2 doses of vaccine were received before age 12 months, only 3 doses are required with dose 3 at 12 through 15 months and at least 8 weeks after dose 2. If dose 1 was received at age 12 through 14 months, only 2 doses are required with dose 2 at least 8 weeks after dose 1. If dose 1 was received at 15 months or older, only 1 dose is required. Hib vaccine is not required for children 5 years or older.

Pneumococcal conjugate immunization must be obtained beginning with enrollment in any public, private, or parochial child care center, day nursery, day care agency, and nursery school. The purpose of this vaccine is to protect against serious forms of pneumococcal disease such as meningitis, pneumonia, and blood stream infections.

Together with required immunizations are the other vaccines that are recommended by the Centers for Disease Control and Prevention including the following: Hepatitis A Vaccine for babies age 12-23 months; the rotavirus vaccine for babies at two, four, and six months of age; and the influenza vaccine for people age six months and up, to be given every flu season. Children 6 months to 8 years who are receiving their first flu shot will need a booster at least 28 days later.

Vaccine information sheets and verbal information must be available at all provider sites.

Starting with the 2018-2019 school year, students entering 7th, 8th, 9th, and 12th grades in New York State public, private and parochial schools are required to be fully vaccinated against meningococcal disease according to Advisory Committee on Immunization Practices (ACIP) recommendations. The complete adolescent meningococcal vaccine series includes a first dose at 11 or 12 years of age and a booster dose on or after the 16th birthday

New York State requires that all public and private schools (including pre-K programs, licensed child care centers, nursery schools, and Head Start programs) complete an immunization survey. This survey assesses the immunization rate for children within New York State. We must continue an ongoing community effort to promote immunizations. Vaccine myths must be dispelled through education and promotion of reputable sources of information such as the Centers for Disease Control, Immunize.org, and the American Academy of Pediatrics. Vaccine safety is continually monitored by the Vaccine Adverse Reporting System. This National Government Program encourages anyone to report any adverse event that happens after getting a vaccine.

Two government programs, Child Health Plus and Vaccines for Children (VFC), provide required vaccines available to all New York children regardless of ability to pay.

New York State has a health insurance plan for kids, called Child Health Plus. Depending on family income, the child may be eligible to join either Children's Medicaid or Child Health Plus. Both Children's Medicaid and Child Health Plus are available through dozens of providers throughout the state. Call this toll-free number: 1-800-698-4KIDS (1-800-698-4543), to find out about Child Health Plus and Children's Medicaid. If Hearing impaired call the TTY number, 1-877-898-5849.

The Vaccines for Children program supplies public vaccine to private providers and health departments for non-insured or Medicaid-insured children until age 19. If the child does not have a primary care provider, the Broome County Health Department provides immunizations through the VFC program. Call 607-778-2839 to make an appointment or get more information about vaccines. VFC vaccine is of no charge to the client, but an administrative fee may be charged depending on income (this fee can slide to \$0) Children with

Child Health Plus, HMO, or other managed care insurances must receive immunization at their primary care providers

With the Affordable Care Act, all childhood immunizations are covered by any insurance.

The Tioga County Health Department also participates in the Vaccines for Children program which is available for uninsured or under-insured children on an appointment basis. An administration fee of \$20 per antigen is charged, except for individuals who have Medicaid. They provide information and education pertaining to immunizations. Tioga County residents can call 607-687-8600.

Providers must enter all immunizations administered to children less than 19 years of age into the New York State Immunization Information System (NYSIIS). This is a free, web-based statewide immunization registry.⁵⁴

Lead Poisoning Prevention

Lead is a common environmental contaminant. There are approximately half a million children in the United States between the ages of 1 and 5 that have blood lead levels above 5 micrograms per deciliter ($\mu\text{g/dL}$). Like other counties in New York, Broome and Tioga County have older housing stock, major highways, and industries that have historically contributed to lead contamination. Reduced lead use in paint, gasoline and other products has helped to decrease rates of lead poisoning, but lead exposure and lead poisoning still occurs too often. Fortunately, exposure to lead is a preventable.

Lead poisoning often has no obvious symptoms. Exposure can affect nearly every system in the body, which causes many problems with growth, behavior, and ability to learn. Currently, there is no identified safe blood lead level.

New York State Public Health Law states that every child shall be tested for lead at age one, and again at age two, by their health care provider. Each child shall also be assessed for their risk to lead exposure at each routine well-child visit at least until age six, and tested accordingly. New York State Public Health Law also requires that pregnant women be assessed for their risk to lead exposure. (http://www.health.ny.gov/environment/lead/health_care_providers/)

Both Broome and Tioga County Health Departments offer services to all children with elevated blood lead levels through the Lead Poisoning Prevention Program (LPPP). The role of the LPPP is to survey and coordinate appropriate follow up to children with elevated blood lead levels (EBLL). Through LeadWeb (a NYS database), staff is made aware of all lead tests done on children residing in their county. Home visits are provided to educate parents about lead hazards and perform environmental investigations. Referrals are made to Maternal Child Health and Development for home visits by a public health nurse to offer lead poisoning prevention guidance, child developmental assessments, and specific nutritional recommendations.

LPPP coordinates communications and activities between the Regional Lead Poisoning Resource Center, health care providers, and parents. In Broome County, 3036 blood lead tests for children were performed and tracked in 2018.

Blood lead levels of 5mcg/dl are at the current CDC “reference value.” The reference value level is based on the U.S. population of children ages 1-5 years who are in the highest 2.5% of children when tested for lead in their blood. Broome and Tioga County’s LPPP staff respond to all reports of children with blood lead levels of 5mcg/dL or higher. The following chart shows the results by blood lead levels for Broome County.

Blood lead levels (mcg/dl) 2018	Number of test results from those having their first lead test (2018)
5-9	52
10-14	10
15-19	4
20 and above	4

In Tioga County, the average amount of children per year with elevated BLLs was 5.8. From 2013 to July 2016, there were 99 children reported to have BLLs of 5 to 9.9 µg/dL.

LPPP strives to increase lead testing rates to better identify and serve those children with elevated blood lead levels. Broome and Tioga County staff prepared and presented information to health care providers, day care directors, parents, code enforcement, legislators and other organizations with ties to children's health. Presentations emphasized recognizing lead hazards, preventing lead poisoning, and providing education on the New York State Public Health Laws.

The Broome County Health Department also has the Childhood Lead Poisoning Primary Prevention Program (CLPPPP) to help combat lead poisoning. . High risk housing is defined as any dwelling unit that is likely to impact a child's blood lead level based on specific housing and neighborhood characteristics. Referred homes that meet program criteria are tested for lead based paint hazards. CLPPPP then works with property owners to correct the lead based paint hazards as required to make the home lead safe for its occupants.

The Broome CLPPPP has a strong partnership with Broome County Women, Infants and Children (WIC) Supplemental Food Program. Children can be tested for blood lead while at their WIC appointment. While it remains the responsibility of the child's physician to test for blood lead, this program is performing blood lead testing in an effort to increase testing rates. An evaluation of the program revealed that approximately 50% of children tested in WIC had never been tested before. All parents are provided information and services to help keep

blood lead levels as low as possible. The website www.gobroomecounty.com/eh/lead has additional information about the Broome County Health Department Lead Poisoning Prevention Programs.

In 2015, the Broome County Health Department was awarded a HUD Lead Hazard Control grant to control lead paint hazards and address health issues in local low-income housing. The Health Department is remediating 147 units in need of lead hazard control work under this grant. Grant funding is available in the form of five-year forgivable loans for both rental and owner-occupied housing units built before 1978. HUD's income guidelines must be met, but eligibility is based on the income of residents and tenants, not the income of property owners. The grant period for HUD Lead Hazard Control will end in October 2018.

Both Broome and Tioga County Health Departments also receive New York State grant funding to administer the Healthy Neighborhoods Programs. Staff conduct home visits to identify health and safety hazards including those associated with asthma, lead poisoning, residential safety, and indoor air quality. Education and health and safety supplies are provided to participants to reduce risks associated with identified hazards. Recommendations and referrals are made to link participants with local resources. While there are no age or income restrictions, there are targeted neighborhoods served in Broome County by zip code and census tracts. Tioga County serves all residents throughout the county.⁵⁵

Prenatal Care

"Babies of mothers who do not get prenatal care are three times more likely to have a low birth weight and five times more likely to die than those born to mothers who do get care."⁵⁶ There were 2,111 live births to residents of Broome County in 2014, 121 to teenagers between the ages of 15-19. Seventy-five point four percent of pregnant women accessed prenatal care in

their first trimester⁵⁷. Most Broome County private obstetric care providers do not accept Medicaid. Two clinics in Broome County focus their care on this population. They are the Lourdes deMarillac Clinic and United Health Services Perinatal Center. In addition to providing Prenatal care, they employ social workers to identify areas of psycho-social need in pregnant women, to connect them with resources to assist them beyond just physical care. Lourdes Hospital is now offering insurance navigators in the billing office as well as the emergency department to assist patients in enrolling for insurance. There is also a full time navigator offered at 303 Main St. as well as the Shippers Road Practice. The Lourdes DeMarillac Clinic offers a dietician on site at 303 Main St. and is now offering afternoon ultrasound to make it easier for maternity patients. Demarillac Clinic moved to employ their own providers. Lourdes /Demarillac are transitioning to a Laborist Model. This model utilizes OB/GYN Providers in the hospital around the clock to cover the emergency department as well as the labor and delivery floor. This will free up providers to be more available to their patients during office hours. This is tentatively scheduled to start March 2018.⁵⁸

Mothers and Babies Perinatal Network supports individuals in making healthy childbearing choices and promotes healthy pregnancies and relationships with their children. They offer education on health pregnancy, pregnancy risk factors and child spacing, child safety, and effective parenting the general public and professionals working with individuals and families. They have programs for teenagers to increase their awareness of sexual choices and increase their understanding about the effects of relationships, nutrition, employment, financial literacy and other issues have on their decision making. Insurance Navigators are available to assist individuals and families in enrolling in Medicaid. The PAL Family Resource Centers provide an alternate play setting for stay-at home parents and child caregivers, as well as

opportunities to improve their parenting skills and connect with community resources. In 2017-2018, 5,589 adults and children were hosted at the PAL Centers in Binghamton and Norwich. Over 1,130 free meals were served and 1,640 supervised visits were held, with a total of 443 served. Two hundred and ninety women and families were assisted by Community Health Workers who deliver services in the clients' homes. Twenty individuals enrolled in the Smoking Cessation Program.

Mothers and Babies Perinatal Network provides certified Navigators to assist individuals and small businesses access health insurance through the New York State of Health Marketplace. Five thousand, and fifty-one individuals were able to compare insurance option, calculating cost, and select the plan that was right for them.⁵⁹

The Family Enrichment Network Early Head Start program includes recruiting pregnant women, to assist them in identifying their needs and support them throughout their pregnancy, with the intent that the infant will be placed in an educational day care setting when they are approximately six weeks of age. The expectant mothers are visited monthly or as needed by a Socialization Specialist, who supports them in meeting needs that they've identified. All expectant mothers are also given ongoing health support by a nurse, who visits with them during and after their pregnancy.

Ninety-five infants have been enrolled in Early Head Start through the pregnant mothers tract since the beginning of the program. There are 2 women currently awaiting slots in the program.⁶⁰

Asthma

Childhood asthma continues to be a major public health problem for the pediatric population. Overall, children have higher rates of asthma compared to adults, accounting for

8.4% of those younger than 18 years and 7.6% 18 years and older. Black non-Hispanic and Puerto Rican children have the highest asthma rates of all groups, at 13.4% and 13.9%, respectively⁶¹. These statistics highlight the greater risk for asthma for the children enrolled in Head Start and Early Head Start, related to their economic status, race, and housing conditions. In order to qualify for Head Start, a family needs to be at the federal poverty level. Children living in low income families have demonstrated asthma rates of 10.5% compared to 7% in families with income $\geq 250\%$ of the Federal Poverty Level⁶². Broome County shows asthma hospitalization rates for children ages 0-4 years at 29.6 per 10,000, more than double of any other age group, and three times the overall rate for the county. Among youth aged 0-17 years, the asthma hospitalization rate was 31.6 per 10,000 for non-Hispanic Blacks/African Americans compared to 13.4 per 10,000 for non-Hispanic Whites⁶³.

Surveys conducted by the Decker School of Nursing assessed asthma rates and potential undiagnosed asthma at Family Enrichment. A total of 133 families completed the surveys. Of these families, an asthma rate of 21.8% was found. Of those children diagnosed with asthma, 25% reported wheezing, 27% coughing, and 25% had a cough lasting longer than one week; 14% either visited the emergency room or were admitted for asthma; 21% missed school, and about 20% had difficulty sleeping due to asthma symptoms. While these rates are startling, these are improved from the last assessment of asthma and asthma symptoms done in 2011.

The physical environment, both outdoor and indoor, can expose the individual to triggers that can exacerbate asthma. While not all environmental factors trigger asthma in every individual, the presence of these factors in the living environment has the potential to worsen symptoms, leading to increased physician visits, emergency room visits and hospitalizations. Compounding this problem is the need for increased medication as asthma becomes

uncontrolled, again increasing the financial burden on both the individual and the health care system. Using GIS (Geographical Information Systems) mapping of where families with asthma enrolled at Family Enrichment lived, increased asthma rates were noted in Johnson City in Census Map 139, which has been identified as an area with low household incomes, high rates of poverty and unemployment, and high percentages of residents receiving public assistance⁶⁴. The median household income of this census tract is \$32,470 compared to \$49,064 in the surrounding county, with 30.3% living in poverty⁶⁵. Notably, this census tract had the fourth highest number of asthma hospital discharges of all zip codes in the county⁶⁶ (Department of Health, 2016). Demographics for this tract indicate a higher percentage of Black residents, more than double that of the surrounding town and county⁶⁷. While age of housing was not available for this specific census tract, the majority of housing in the county (56%) was built prior to 1960 and only 10% were built since 1990, increasing the possibility of deteriorating conditions⁶⁸.

A is for Asthma is a video produced by the American Lung Association and Sesame Street to help children understand about asthma. *A is for Asthma* shows children with asthma what to do when they have trouble breathing, and explaining what others can do to help. Nursing students reinforced the content of the video with the children, then had them listen to their lungs with stethoscopes. All children enrolled in Head Start at Family Enrichment in Fall 2017 participated in this activity. The Decker School of Nursing plans to provide this program to the children currently enrolled.⁶⁹

Vision Care

The Broome and Tioga County Departments of Social Services have worked with vision providers in the community to increase the number who participate in the Medicaid Program. Medicaid Managed Care and Child Health Plus plans offer vision benefit; therefore all families

of Medicaid eligible children are encouraged to enroll in them. The number of providers who accept Medicaid has increased, but is still limited. The Johnson City and Binghamton Lions Club provide vouchers to the Family Enrichment Network Health Office for children who do not have insurance. The Lions Clubs will consider bearing the cost of repairing or replacing broken glasses that Medicaid will not pay for on an individual basis with consideration to the availability of their funds and the child's need. Broome County Family Enrichment Network and the Tioga County Boys and Girls Club provide Sight for Students vouchers to children without insurance. The Owego Lion's Club also assists with the cost of vision care and glasses. Head Start parents learn of the availability of these programs through Family Advocates, and Nurses. There are a number of vision care providers who do not accept Medicaid or Medicaid Managed Care, especially Fidelis, which is widely used in Tioga County.

Food Insecurity

CHOW® (Community Hunger Outreach Warehouse) the hunger relief and advocacy program of the Broome County Council of Churches, serves individuals and families in need of emergency food assistance. Recipients are referred to CHOW® by First Call for Help, a program of the United Way, though some are referred by congregations and other agencies. Individuals and families can get food assistance every four weeks or 12 times a year. Currently, CHOW® stocks 50 pantries and distributes food to 52 shelters, soup kitchens, and distribution sites.

When a client visits a CHOW® pantry, they are given enough food for five days. The food packages are based on family size and are designed to give adequate nutrition. CHOW® has seen an increase in the number of individuals and families who are food insecure in Broome and surrounding counties. In 2018, CHOW® and its sub-program Broome Bounty, the area's

only food recovery program, served approximately 1,833,000 meals through its pantries and soup kitchens. Over 40% of the people served by CHOW® are children. The need for food assistance for families is especially acute during the summer months when children who receive subsidized meals in school are eating all their meals at home.

CHOW® is a member of the Broome County Fight Hunger Coalition, a committee developed by the Food Bank of the Southern Tier. This coalition allows area food pantries and meal programs to collaborate on issues surrounding hunger.

At the beginning of 2017, in response to the growing issue of food deserts in Broome County, CHOW® began renovations to turn a school bus into a mobile grocery store. Existing structures such as seating and partitions were removed from the bus leaving behind nothing but the driver's seat. Due to the planned installation of air conditioning units, the bus was fully insulated and the inside walls were covered with sheet metal. Racking was welded to the entire driver's side of the bus with one-inch square metal tubing as well as overhead and lower level compartments for storing inventory.

Once all racking and compartments were installed, refrigerators and freezers were added to give customers access to frozen meats and dairy products. Specialized racking was installed on the passenger side of the bus for a full sized produce section as well as compartments for back up inventory.

Two rooftop heating and air-conditioning units were installed to allow for comfortable, year round markets. The addition of a second staircase on the passenger side allows for a smooth flow of customers and safe entry and exit. A new paint job was then applied to the inside and outside of the bus to give it a friendly and upbeat look.

Currently, CHOW® and its partners are only able to meet 60% of the food needs in Broome County. Since inception, the CHOW® Bus Mobile Grocery Store has served nearly 5,000 customers with low cost groceries and healthy produce. Chronic health issues such as diabetes and obesity have been addressed by the presence of healthier, nutrient dense foods like fresh produce and other perishable items. The CHOW®® Mobile Grocery Store currently operates at 11 stops throughout Broome County.

We have identified poverty to one of hunger's root causes. In order to serve the community in a holistic way, CHOW® has partnered with Broome County Department of Social Services to implement a job training program. The program, CHOW® Works, trains up to 12 participants for 12 weeks at a time. The participants receive hands on training in our warehouse and receive forklift training and certification, ServSafe food handling certification and an OSHA 10-hour certification. The participants spend the last hour of every day learning financial literacy from SEFCU and Vision Federal Credit Union, healthy cooking classes from Cornell Cooperative Extension, and resume building training from our full-time work advocate. 60% of all graduates are placed in full-time employment within the 12 weeks of the program. 20% are placed in full-time employment within 4 weeks of graduation.

The goal of CHOW® is to alleviate hunger in Broome County by providing food to those who need it and by increasing awareness of the growing number of families and individuals facing food shortages. With the support of the community and our partners, we are working to improve the lives of those in need of assistance by providing immediate help and by assisting them in accessing the various programs that are available in the community to help them better manage their lives.⁷⁰

Food insecurity in Tioga County is addressed by the Community Services Department at Tioga Opportunities, Inc., which serves as the coordinating and oversight entity between the Food Bank of the Southern Tier in Elmira and 8 pantries and soup kitchens throughout the county, located in Berkshire, Candor, Nichols, Lounsberry, Newark Valley, Apalachin, Spencer, and Owego.

The mobile food pantry is a converted beverage truck used to deliver fresh produce, dairy products and other food and grocery products directly to distribution sites where people are in need of food. When the truck arrives at the site, volunteers place the food on tables surrounding the truck and clients can choose the items they need.⁷¹

In 2015, a combined 32,325 individuals were served by the seven food pantries and one soup kitchen under TOI's umbrella (this figure includes duplicated counts). Eleven thousand, three hundred and eleven volunteer hours were used to distribute 255,906 pounds of food. The food pantries provided customer education on preparing inexpensive healthy meals while on a limited budget. Three thousand pounds of food was collected and donated by Group Work Camp volunteers and distributed to the food pantries and soup kitchen.⁷²

Families with low incomes are challenged to provide proper nutrition for their families. The Broome and Tioga County Women, Infants and Children (WIC) Supplemental Food Programs provide participant-centered nutrition education, breastfeeding support, referrals to other services, and checks for nutritious foods. WIC provides services to pregnant women, infants/children up five years old, mothers of babies up to 6 months old and mothers of breastfeeding babies up to 12 months after delivery. Families must meet financial and nutritional eligibility guidelines. The main goal of the Broome and Tioga County WIC Programs is to

promote optimal nutrition, healthy practices, and increase breastfeeding rates to reduce infant morbidity and mortality and decrease the incidence of childhood obesity. WIC also supports those participants with special needs by working closely with health care providers in the area to provide for specialized formulas and food allergies. Studies have shown that women who participate in the program during their pregnancies had lower Medicaid costs for themselves and their babies than did women who did not participate. WIC participation was also linked with longer gestation periods, newborns with healthy weights and lower infant mortality. The program receives State and Federal funding and is administered by the New York State Department of Health, Division of Nutrition, and Bureau of Supplemental Food Program

In 2015, Broome County Health Department was awarded the RFA to continue WIC services for the next five year period. During which time the focus is to build on three core services to include growing the breastfeeding program, providing nutrition education with a participant centered focus, and providing greater client accessibility. Broome County WIC strives to provide all anthropometric and hematological testing on site and offers extended clinic hours to better meet the needs of our working families. The current RFA is set to expire in October 2020.

The Broome County WIC Program works to meet the needs of its clients by providing services at one permanent and three outreach clinics throughout Broome County. There are over 4,050 participants enrolled in the program, with a show rate of average 80 percent. Generally, participants are scheduled to receive checks four times a year, but can be seen monthly if at high nutrition risk. Children are required to recertify only one time per year. This reduces the number of times a child is required to be present for reassessment and allows anthropometric information and hematologic information to be obtained from acceptable referral sources during the Health

and Nutrition Update (mid-point reassessment). This change was made to help increase participant retention and decrease participant barriers to service. Additionally, to help accommodate working families the WIC Program also has extended hours of operation to include early morning, evening and Saturday appointments as scheduled.

The Broome County WIC Program along with their sister Counties, transitioned to a new system in October 2018, enabling participants to receive WIC benefits on a debit card like the EBT card. All WIC benefits are loaded onto a debit card and clients are allowed more freedom when purchasing their WIC benefits.⁷³

Tioga Opportunities, Inc. creates partnerships that strengthen communities while empowering individuals and families to achieve independence and enrich their quality of life. Tioga Opportunities, Inc. has facilitated the WIC Program in Tioga County since 1972 and currently reaches over 800 families annually. The program provides integrated nutrition services with a multidisciplinary approach, with breastfeeding promotion and support by a non-judgmental, highly trained staff. To aid in the family's journey to achieve their goals, the staff regularly provides information about the large variety of services offered by Tioga Opportunities, Inc. as well as other programs in and around Tioga County.

The WIC Program is located at 110 Central Avenue in Owego and also offers services in Waverly, Spencer, and Berkshire to pregnant women, infants/children up five years old, mothers of babies up to six months old, and mothers of breastfeeding babies up to 12 months after delivery who reside in New York State and meet financial and nutritional eligibility guidelines. This past year, New York State WIC transitioned all WIC Programs to an electronic system (eWIC) that replaces paper vouchers with a card for food benefit issuance and redemption at authorized WIC grocery stores. This will make the shopping experience easier and more

efficient for participants and vendors. Tioga Opportunities, Inc. WIC Program successfully transitioned to this system in the fall of 2018. The response from the WIC community and grocery store vendors has been overwhelmingly positive.⁷⁴

Medication Administration in Child Care Settings

On January 31, 2005, the New York State Office of Children and Family Services regulations pertaining to the administration of medication in day care setting went into effect. These regulations require all day care programs that choose to administer medication, other than over-the-counter topical ointments, sunscreen and topically applied insect repellent to meet certain conditions including having staff who are certified Staff members selected to administer medication. The OCFS regulations are as follows:

An individual must either:

- Be at least 18 years of age;
- Be literate in the language(s) in which health care provider instructions and parental permissions are received;
- Have a valid cardio-pulmonary resuscitation (CPR) and first aid certification that covers the age group(s) to whom they will administer medication; and
- Successfully complete the medication administration training (MAT) course. Medication Administration Training (MAT) is a competency-based course approved by New York State Office of Children and Family Services to train day care providers to safely administer medication in their programs. The course is eight (8) hours of training and includes a video training component as well as hands-on demonstrations.

or:

- Have a valid New York State license to practice as a physician, physician assistant, nurse practitioner, registered nurse, licensed practical nurse, certified first responder, emergency medical technician or advanced emergency medical technician.

Providers must find a health care consultant, update their program's health care plan to include the program's policy for administering medication and submit to their licensor/registrar for approval.

- The health care consultant must have a valid New York State license as a physician, physician assistant, nurse practitioner, and registered nurse. The health care

consultant must sign the updated plan indicating his/her approval and also provide his/her license information.

- The health care plan must specifically name the staff selected as the medication administrators for the program.

Once the health care plan is approved and signed by the health care consultant, it must be submitted to their licenser for approval.⁷⁵

The Family Enrichment Network has 2 certified MAT trainers. Forty-seven staff persons are certified to administer medication to children.

CPR/AED/First Aid Certification

Training in CPR/AED/First Aid is a valuable asset, especially for individuals caring for children, providing advanced preparation for dealing with emergencies. The Family Enrichment Network has two Certified CPR/AED/First Aid Trainers. There are 108 classroom staff persons, childcare givers, transportation staff, and Family Enrichment Network employees certified in CPR/AED/First Aid through the American Safety and Health Institute.

Mental Health

Lourdes Center for Mental Health, Greater Binghamton Health Center and Family & Children's Society all serve children and adults as licensed NYS Office of Mental Health (OMH) Clinics within Broome and surrounding counties. Family & Children's Society's licensed NYS OMH Clinic offers same day service appointments to address the huge need for mental health services for adults and children. United Health Services also operates a NYS OMH Clinic serving adults. In October 2018, Family & Children's Society opened an OASAS Licensed Outpatient Substance Use Treatment with same day access available Monday through Friday.

During 2018, seven school districts were implementing the University Assisted Community School model through Binghamton University. Binghamton, Harpursville, Union-Endicott, Johnson City, Whitney Point, Windsor, and BOCES. BC Promise Zone supports all districts in

the county who wish to become involved with the Community School framework. These activities include support in building community connections; access to professional development support; providing a repository of resources to assist with needs or projects through the implementation of the full-scale University Assisted Community School model. Community School Coordinators work diligently with school districts to offer needs assessment to move the work forward, The Coordinators also worked with Binghamton University interns from the Masters Level Social work program and a variety of majors and interests to provide support to students during an extended school day with social-emotional focus designed to improve school attendance and academic achievement, increase engagement, and increase access to community resources. Family & Children's Society provides the clinical services while Promise Zone supports their efforts and collaborates regarding potential students. Students without the satellite clinic may access the Family Resource Centers that offer referrals, assistance and support located at the Maine Endwell, Union-Endicott and Whitney Point school districts. In 2018, another clinic was added to make three NYS OMH Satellite Mental Health Clinics operating in Johnson City, Windsor, and at Binghamton's East Middle School with others planned.

In late 2016, Broome County Mental Health was awarded the Drug Free Communities (DFC) grant which allowed the hiring of the DFC Coordinator. In 2018, the DF Coordinator facilitated the Prevention Needs Assessment Survey for youth with our local school districts. The PNA measures a wide variety of attitudes, beliefs, and perception that have been shown to be related to alcohol, tobacco, and drug use along with violent and problem behaviors. Survey results will be available in 2019. The program also hosted Family Fun Nights in the Park hosting Prevention awareness with giveaways, entertainment, food, refreshments, games for all youth and families on 4 Wednesdays in August.

In the fall of 2018, Compass Academy began providing services. It is located on BT BOCES main campus. The program is a hybrid alternative education model which combines BOCES Alternative Education programming with clinical and credentialed treatment recovery support through ACBC (Addiction Center of Broome County) for high school aged students experiencing academic and/or behavioral issues related to substance use.

The lack of mental health services for preschoolers under the age of 5 continues to be an area of need. Children and Families not in need of a psychiatrist have several options available. Family Enrichment Network Head Start and Early Head Start programs retain the services of Mental Health Consultants who provide counseling services to families on a short-term basis and then facilitate referrals to other Community resources which accept Medicaid, Child Health Plus, or have a sliding fee scale, for those in need of long-term services.

Mental Health services in Tioga County are more limited. Families must travel long distances to access services at Tioga Co. Mental Health Clinic in Owego or in Waverly. Both facilities offer family and individual counseling, and will see children as young as 5 years of age. Many of the Broome Co. facilities cited above are utilized by Tioga Co. families upon referral. Franziska Racker Center provides play therapy for preschool children after they've completed the evaluation process and have received approval from their school district's Committee on Preschool Special Education.

The ability of a family to be successful in obtaining and maintaining mental health services is largely dependent on their ability to overcome problems with transportation, childcare, and financial concerns. They often request intervention when the family is in crisis. In addition to FEN's short term services, several case management services are available that will help a family with all of their hurdles, making them more likely to achieve success over all. These include The

Mental Health Association of the Southern Tier (MHAST), Broome County Single Point of Access for Children or Adults (C-SPOA or A-SPOA), Catholic Charities, and Family Enrichment Network's Kinship Caregiver's Program. The Kinship Caregiver's Program has provided vital support and counseling for Head Start and Early Head Start families in Broome and Tioga Counties who have taken on the responsibility for the care of grandchildren, nieces and nephews, etc., but state funding is frequently in jeopardy, rendering its future uncertain.

Broome County C-SPOA continues to see an increased need and intensity for services for children/youth in the community. The largest age population served (143 youth) is the 12 – 15 age range for 2018. Children/youth are being seen more readily in the three clinics since Greater Binghamton Health Center and Family & Children's Society added open access. Unfortunately, the need is so high that the clinics do not have the manpower to keep up. Family & Children's Society also added two School Based Family Support Centers at Johnson City School District and Windsor School District. School Based Family Support Centers make it easier on the family and child/youth by decreasing the need for transportation and the need to miss school to attend an appointment at a Clinic.

In December 2016, the roll out for Children's Health Home started. A health home (aka Medicaid health home) — as defined in Section 2703 of the Affordable Care Act — offers coordinated care to individuals with multiple chronic health conditions, including mental health and substance use disorders. The health home is a team-based clinical approach that includes the consumer, his or her providers, and family members, when appropriate. The health home builds linkages to community supports and resources as well as enhances coordination and integration of primary and behavioral health care to better meet the needs of people with multiple chronic illnesses. Currently there is not a waiting list to receive a Health Home Care Manager. The

current issue is what to offer children/youth who have private insurance. Encompass through Catholic Charities and rural Client Coordination through The Mental Health Association of the Southern Tier have been utilized specifically for children/youth who are at imminent risk of hospitalization and have private insurance. Encompass does not have a waiting list.

The Conference received confirmation from the State that the Children's transition into Medicaid Managed Care and the new State Plan Amendment (SPA) services are being delayed until 2020. The Governor's Executive Budget released does not include funding for the SPA services. At this time the current 1915(c) Waiver programs (OMH, B2H and Care at Home I & II) and the duties of the C-SPOAs will remain intact with no changes. This delay allows the State to reassess how this transition will be implemented moving forward.

Out of the 302 children/youth served, 23% of them do not reside in their parent's home. C-SPOA continues to see the following barriers/concerns for children/youth in the community: transportation, poverty, children/youth that are dually diagnosed (OMH/OPWDD), parent's/guardian's inability to follow through and language barriers.⁷⁶

Employment Needs

True welfare reform comes from a climate that encourages work, and it is necessary to have support systems in place so the environment is conducive to entering the workforce. A need still exists for low skill/entry level jobs for people with little or no work experience and limited education. The Welfare Reform Act of 1996 requires most public assistance recipients to be involved in job-related activities and/or working in order to receive benefits, requiring 50 percent of a state's TANF caseloads meet work requirements. The same law also includes time limits, which affect part-time workers and other families of low income now receiving partial

public assistance. In July 2013, HHS released a memo notifying states of the ability to apply for a waiver of the work requirements. President Obama's administration hoped the change would allow states greater flexibility to operate welfare programs and increase TANF applicant's ability to find employment. Broome County Department of Social Services' Welfare to Work Unit consisting of the Safety Net and Welfare to Work Family Assistance Divisions offers a variety of programs and services to public assistance and food stamp recipients, designed to help families gain and retain employment and self-sufficiency. Programs and services include trainings and workshops pertaining to employability assessments, job readiness, and employment searches, WORKFARE/Community Work Experience as well as on the job opportunities. In May of 2012, the TANF Work Experience Program opened, collaborating with the Broome County Urban League and the STAR Group. Other programs geared toward employment include Transitional Employment Advancement Program, On-The-Job-Training, SNAP Employment & Training, and the Disabled Client Assistance Program. The Family Liaison School Program (FLSP) began a collaborative effort with the Binghamton School District in the fall of 2017. This collaboration placed a DSS caseworker in all seven district elementary schools. The FLSP works as an additional support to address District identified areas of concern which often lead to absenteeism and disciplinary issues within the student body. FLSP works with individual family strengths and offers support and resources to all family members.⁷⁷

According to the latest available statistics, the Broome County Department of Social Services Annual Report - 2017, Temporary Assistance caseloads decreased from 3,391 to 3059 (332) in all categories, as of December 31, 2017. Family Assistance, Safety Net, and Emergency programs saw an increase in applications by 80 with approved cases increasing by 70, (an increase of 1.5%); denied and/or withdrawn cases increased by 421; additionally, an increase of

748 other cases were open/closed or reopened or reactivated. Medicaid and Medicaid-SSI caseload decreased by 25 percent from 2016 to 2017, the decrease is due to the availability of access to the market-place for Medicaid applications. Non-public assistance Supplemental Nutrition Assistance Program (SNAP, formally known as Food Stamps) applications decreased by 505, with an overall increase of 486 applications approved/opened from 2016 to 2017. Additionally, 2153 applications were found eligible for Expedited Food Stamps. The Department of Social Services (DSS) implemented The Safety Net Front End Project hoping to decrease the number of Safety Net applications as well as booking dates, as measures of reducing Safety Net expenditures. The Safety Net Housing Project ensures appropriate housing placement and program integrity. Overall, during 2017, 812 TANF and Safety Net recipients entered employment. The total number of front desk contacts during 2017 totaled 172,109, a decrease of 957.⁷⁸ Tioga County does not provide access to their Department of Social Services Annual report online.

Currently, 88 percent of Broome County, and 95% Tioga County Head Start and Early Head Start families work full-time or part-time; 30 percent of Broome County and 28% of Tioga County families receive either partial or full public assistance; 31 percent of Broome County and 28% of Tioga County families have other sources of income (SSI/SSD/SS). This demonstrates an increase in Broome and Tioga County Head Start and Early Head Start working families. Forty percent of Broome and Tioga families state they are ineligible to receive public assistance; 35 percent of Broome and Tioga County families state they are ineligible to receive other benefits due to employment.⁷⁹

Broome County Transit buses cover approximately 80 square miles with 18 fixed routes throughout the urban sectors of the Triple Cities with over 700 bus stops. Many of these routes

operate seven days a week with weekday hours continuing until approximately 10:00 p.m.; Saturday hours end by 7:00 p.m. and Sunday hours end by 5:00 p.m. Broome Transit services include specialized routes to corporate/industrial plants, shopping centers and recreational parks, having added three new stops at the Parkway Plaza in February 2014. Current fares remain the same for this coming year, fixed one-way routes \$2.00 with senior and disabled rider fees pay \$1.00, children under 5 years of age remain free. Thirty-one day bus passes continue to be \$70.00 for a regular pass and \$44.00 for students, elderly, disabled riders, and current Medicare recipients. Interested riders can purchase a 12-single-ride pass for \$20.00 or a 22-single-ride pass for \$40.00. B.C. Lift and rural rider's cost remained the same at \$2.50 each ride for Persons with Disabilities, but has increased the price to \$3.00 for BC Lift and \$3.50 for BC Country for each ride.⁸⁰ Broome County Transit has made enormous strives to improve their systems to save almost one-half million dollars by redesigning current routes while still serving the same areas. This was the first major overall in 20 years. The County worked with TransPro Consulting to collect data from riders and real travel over eight months to decide what routes would be cut, re-designed or extended, depending on overall need and effectiveness. Routes that once served areas of high employment, factories working all shifts, small businesses supporting the factories such as stores, restaurants and boutiques, but no longer are open or have reduced the their workforce are now shortened, run less frequently or dissolved completely. Other routes that support high ridership, and service higher need areas have been improved, run more frequently, and may have added a second bus to the same route. The first planned changes were begun on February 29, 2016, with hopes that given time, riders would became more comfortable with the changes. The improved financial benefits ultimately keep Broome County able to offer transit services to the community. The total number of buses dropped from 44 to 36, with none of the

full-time or 19 part-time drivers laid off or let go, according to an article in the Press & Sun Bulletin, February 19, 2016. Broome County Department of Public Transportation's modern Congressman Maurice Hinchey Hub at Broome County Transit Junction provides access to local and long distance carriers Greyhound and Shortline/Coach USA bus lines. Riders are able to make connections to other local transit routes and/or longer distance transportation needs to out of the area in the comfort of a spacious facility. Broome County moved the offices for the Department of Motor Vehicles from the old Clinton Street site to the transportation hub in January 2014 to provide greater convenience for residents. In an article in the Press and Sun Bulletin September 15, 2014, Tioga County Legislators voted unanimously to halt public transportation as of November 30, 2014. The decision was made after legislators were unable to find an alternate resolution to the drop in ridership, after rescheduling and changing routes in hopes of providing better services to residents. New York State took over scheduling transportation for Medicaid patients in 2013, preferring to use taxi services over public transportation. This change of Medicaid services caused a drop in ridership from approximately 1000 per month to zero in January 2014. The state agreed to offset unexpected costs as a result of the change for 2014, but was not expected to go beyond that.⁸¹

While a majority of our parents have achieved a GED or high school diploma, not having a high school diploma, GED, or specialized skill does hinder a job seeker from obtaining employment, which would enable them to become self-sufficient. Minimum wage was increased to \$11.10 per hour, as of January 1, 2019.

Economy Overview

...

192,813

Population (2018)

Population decreased by 5,359 over the last 5 years and is projected to decrease by 3,627 over the next 5 years.

91,822

Jobs (2018)

Jobs decreased by 3,043 over the last 5 years and are projected to decrease by 305 over the next 5 years.

\$49.1K

Median Household Income (2017)

Median household income is \$8.6K below the national median household income of \$57.7K. [?](#)

Takeaways

...

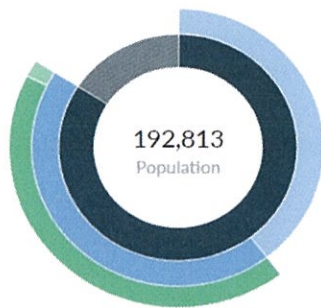
- As of 2018 the region's population declined by 2.7% since 2013, falling by 5,359. Population is expected to decrease by 1.9% between 2018 and 2023, losing 3,627.
- From 2013 to 2018, jobs declined by 3.2% in Broome County, NY from 94,864 to 91,822. This change fell short of the national growth rate of 7.8% by 11.0%. As the number of jobs declined, the labor force participation rate decreased from 53.9% to 53.0% between 2013 and 2018.
- Concerning educational attainment, 15.0% of Broome County, NY residents possess a Bachelor's Degree (3.6% below the national average), and 12.4% hold an Associate's Degree (4.4% above the national average).
- The top three industries in 2018 are Education and Hospitals (Local Government), Restaurants and Other Eating Places, and General Medical and Surgical Hospitals.

...

	Population (2018)	Labor Force (2018) ?	Jobs (2018)	Cost of Living ?	GRP ?	Imports ?	Exports ?	
Region	192,813	85,886	91,822	102.1	\$9.5B	\$9.8B	\$10.3B	
State	19,901,145	9,787,052	10,257,510	112.6	\$1.6T	\$988.1B	\$1.3T	x
United States	328,038,851	162,722,799	162,139,168	100.0	\$19.9T	\$0	\$8.6T	x

Source: Economic Modeling Specialist International (EMSI)

2018 Labor Force Breakdown



● Total Working Age Population	Population
● Not in Labor Force (15+) ⓘ	161,962
● Labor Force ⓘ	76,076
● Employed ⓘ	85,886
● Unemployed ⓘ	82,561
● Under 15	3,325
	30,851

Educational Attainment

Concerning educational attainment, 15.0% of Broome County, NY residents possess a Bachelor's Degree (3.6% below the national average), and 12.4% hold an Associate's Degree (4.4% above the national average).



	% of Population	Population
● Less Than 9th Grade	3.4%	4,384
● 9th Grade to 12th Grade	6.9%	8,813
● High School Diploma	31.5%	40,344
● Some College	18.2%	23,295
● Associate's Degree	12.4%	15,875
● Bachelor's Degree	15.0%	19,276
● Graduate Degree and Higher	12.6%	16,125

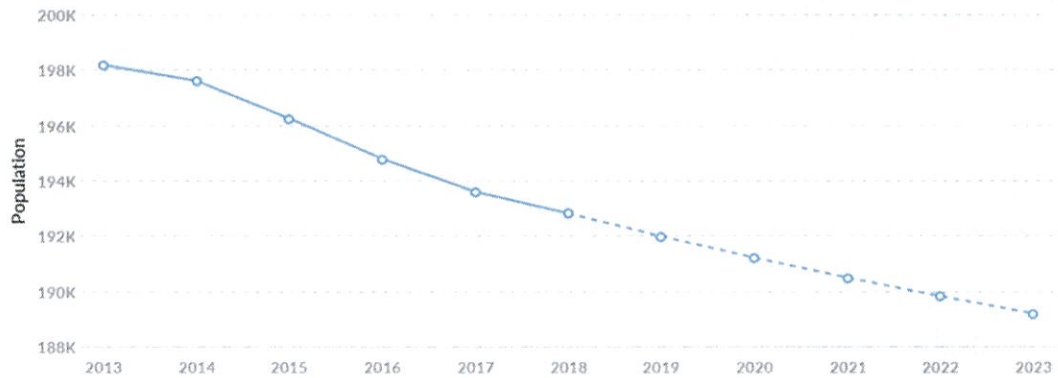
Source: Economic Modeling Specialist International (EMSI)

Historic & Projected Trends

Population Jobs Labor Force Unemployment

Population Trends

As of 2018 the region's population declined by 2.7% since 2013, falling by 5,359. Population is expected to decrease by 1.9% between 2018 and 2023, losing 3,627.



Source: Economic Modeling Specialist International (EMSI)

Historic & Projected Trends

Population Jobs Labor Force Unemployment

Job Trends

From 2013 to 2018, jobs declined by 3.2% in Broome County, NY from 94,864 to 91,822. This change fell short of the national growth rate of 7.8% by 11.0%.



Source: Economic Modeling Specialist International (EMSI)

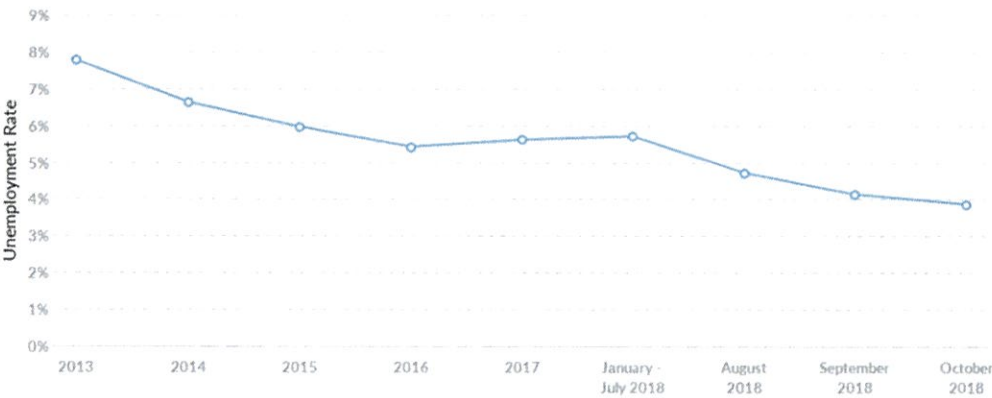
Historic & Projected Trends

Population Jobs Labor Force **Unemployment**

Unemployment Rate Trends

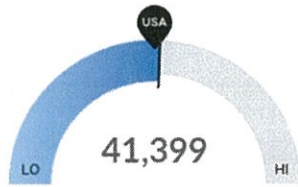
...

Broome County, NY had an October 2018 unemployment rate of 3.87%, decreasing from 7.77% 5 years before.



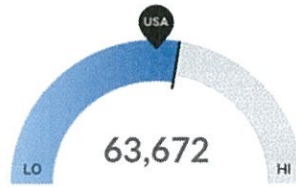
Source: Economic Modeling Specialist International (EMSI)

Population Characteristics



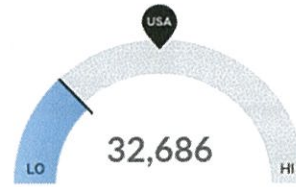
Millennials

Broome County, NY has 41,399 millennials (ages 20-34). The national average for an area this size is 40,096.



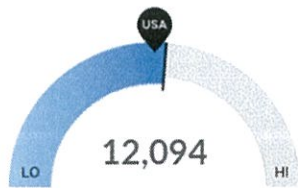
Retiring Soon

Retirement risk is high in Broome County, NY. The national average for an area this size is 55,189 people 55 or older, while there are 63,672 here.



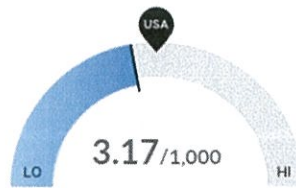
Racial Diversity

Racial diversity is low in Broome County, NY. The national average for an area this size is 76,028 racially diverse people, while there are 32,686 here.



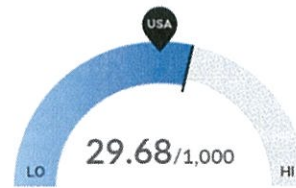
Veterans

Broome County, NY has 12,094 veterans. The national average for an area this size is 11,257.



Violent Crime

Broome County, NY has 3.17 violent crimes per 1,000 people. The national rate is 3.75 per 1,000 people.



Property Crime

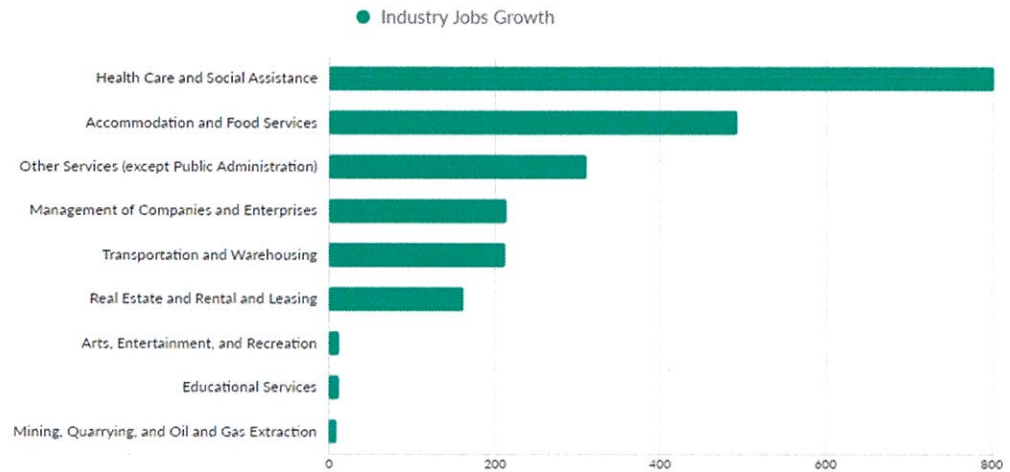
Broome County, NY has 29.68 property crimes per 1,000 people. The national rate is 24.21 per 1,000 people.

Source: Economic Modeling Specialist International (EMSI)

Industry Characteristics

Jobs Growth LQ GRP Earnings

Top Growing Industries



Source: Economic Modeling Specialist International (EMSI)

Workforce Characteristics

Jobs Growth LQ Earnings Postings

Top Growing Occupations

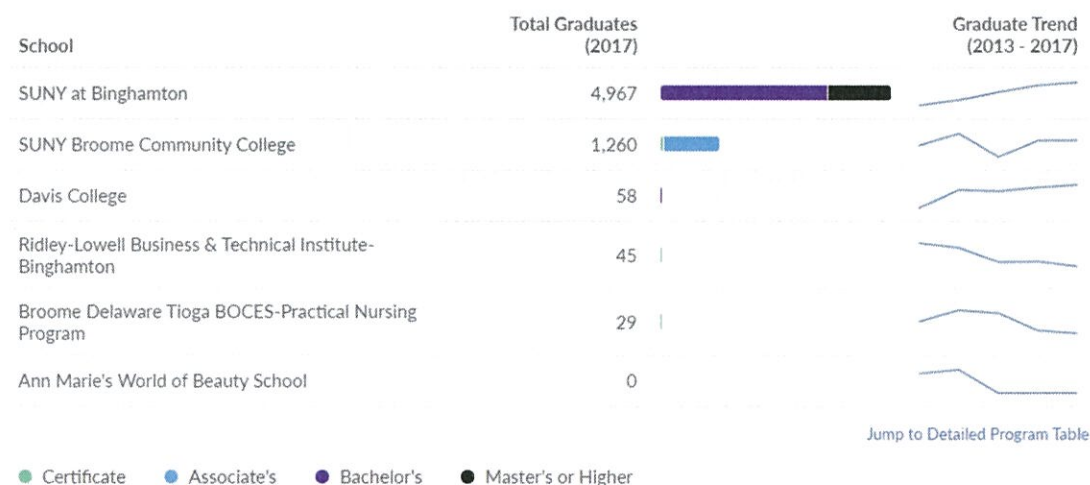


Source: Economic Modeling Specialist International (EMSI)

Educational Pipeline

...

In 2017, there were 6,359 graduates in Broome County, NY. This pipeline has grown by 14% over the last 5 years. The highest share of these graduates come from General Studies, "Psychology, General", and Accounting.



Source: Economic Modeling Specialist International (EMSI)

Employment and Training Resource

All persons should be informed about employment and training programs provided by the Broome-Tioga Workforce New York office, with two locations:

- Broome Employment Center, 171 Front Street, Binghamton, New York
- Tioga Employment Center, 1062 NY-38, Owego, NY 13827

Individuals seeking new or better jobs are provided with job leads and job search training to be able to compete for jobs meeting their qualifications. Short-term training programs are offered to individuals pursuing employment in selected fields, such as health care, manufacturing and customer service, while others could be considered for longer-term educational/vocational training.⁸²

Child Care Needs

One of the many goals of Head Start Families indicate they are working on is finding reliable and affordable child care. According to the Head Start/Early Head Start Community Assessment Parent Questionnaire (2018-2019) fifty-one (80) percent of Head Start families in Broome County and Tioga County indicate that they are working. Fifty seven point five (57.5) percent of Broome County and thirty point four (30.4) percent of Tioga County Head Start families currently have incomes of less than \$15,000 or less per year. While childcare expenses have continuously increased, Head Start families' incomes have not increased or have been stagnant.

Seventeen (17) percent of families in Broome and Tioga Counties state that expense, trust, flexibility and lack of providers are their greatest childcare concerns. Many Head Start families work non-traditional shifts. Seven (7) percent of Broome and Tioga families state that childcare provided between 3pm and 11pm would best meet their childcare needs, while an additional three percent of families need child care during other or variable hours. Families express concerns that childcare is difficult to obtain for these times and worry about lack of licensed/registered providers and centers during these off hours. Twenty-eight (28) percent of Broome/Tioga Head Start families utilize child care outside of their Head Start Program. To meet their childcare needs, Hundred-five (105) percent of Broome/Tioga Head Start Families utilize friends or family, and eighteen (18) percent of families utilize licensed/registered providers/center and other childcare arrangements. Five (5) percent of Broome/Tioga Head Start families utilize after school programs. Nine (9) percent of those families utilizing a variety of childcare facilities/arrangements report that they are *not satisfied* with their provider or childcare

arrangements. At least one family was forced to keep their child in an inadequate setting with friends since they did not have the ability or resources to utilize child care that would offer a safe, structured environment. County Daycare Subsidies are often available to qualified families; however there is usually a portion that the parent/guardian must pay and subsidy funding isn't always available.

According to the Head Start/Early Head Start Community Assessment Parent Questionnaire (12018-2019) fifty-three percent of Broome and Tioga County families stated they are interested in continuing, or are currently working on their education, yet childcare subsidies *are not* available to families who choose to further their education instead of obtaining a job. Fifty-eight percent of Broome and Tioga County families have a GED or lower education.

Of Head Start families in Broome and Tioga County, eighty-six (86) percent are single parent households. Especially in single parent households, finding affordable, safe and available childcare is very difficult. For these households finding quality childcare is a critical necessity to obtain and sustain employment. While non-traditional hours pose a concern, approximately 19 percent of families in both Broome and Tioga state that their need for childcare is between the 7:00 a.m. and 4:00 p.m. range. The Head Start Program gives families referrals and information for Family Enrichment Network's Child Care Resource and Referral to help with childcare needs.⁸³ (For more information on Child Care Resource and Referral see section on CCR&R).

Broome County Head Start serves 321 children. Of these, 164 are in half day classrooms and 157 are in full day classrooms. There are three sites for Broome County Head Start including Cherry Street, Saratoga and Woodrow Wilson Elementary School. There are also 15 children in a half day Universal Pre-Kindergarten class at the Cherry Street site. Broome County Early Head

Start serves 40 infants and 40 toddlers in full day, full year settings. There are three sites for Early Head Start, including Cherry Street, Saratoga and Carlisle.

Tioga County Head Start has three sites throughout the county. These sites are located in Waverly, Newark Valley and Owego NY. Tioga County Head Start has the capacity to serve 90 children. Of these, 60 are half day classrooms and 30 are full day classrooms. Tioga County Universal Pre-Kindergarten has the capacity to serve 14 children. Tioga County Early Head Start serves 16 infants and 16 toddlers in a full day and full year setting in Owego, NY.

RESOURCES TO ENHANCE THE OPERATION OF THE PROGRAM

Enrichment Programs for Children

Enrichment programs provide young children with experiences that allow them to express feelings, gain new skills, and grow in confidence. Within Broome and Tioga County, numerous programs offer enrichment activities for preschoolers. Many require an admittance fee, which often prohibits families of low income from participating. Accessibility for families without transportation also presents an additional challenge. The following is a list of the programs within the county, which offer special enhancement activities for young children.

Children's Museums

Roberson Center of Arts and Sciences 30 Front Street, Binghamton, 772-0660

Permanent and changing exhibits of art, history, folk life and natural history, hands-on science gallery, planetarium shows are featured. Many special activities are organized.

Planetarium shows on Friday at 7:00 p.m. and Saturday and Sunday at 1:00, 2:00, and 3:00 p.m.

Planetarium Cost: Museum admission plus \$4.00

Museum Cost:

Children 4 and under with an adult = Free
Students and Seniors (62 & up) = \$6.00
Adults = \$8.00

Museum Hours:

Monday and Tuesday	Closed
Wednesday and Thursday	12:00-5:00 p.m.
Friday	12:00-9:00 p.m.
Saturday and Sunday	12:00-5:00 p.m.

Kopernik Space Education Center 698 Underwood Road, Vestal, 748-3685

Kopernik is an astronomical observatory. Special science programs are offered for children and families. Summer institutes are held for children from 1st to 12th grade.

Cost:

Under 5 years = free

Students and Seniors = \$3.00

Adults = \$5.00

Family Maximum = \$16.00 10 or more = \$2.00 for senior/students \$3.00 for adults

March-Mid-December

Friday (Open to public) Doors open at 7:30 p.m. and programs begin at 8:00 p.m.

January-February

Special weekend nights once a month. Doors open at 6:30 p.m.

Workshops for 4s and Under

Discovery Center of the Southern Tier 60 Morgan Road Binghamton, 773-8661

The Discovery Center is an interactive hands-on museum for children and their families.

If Binghamton City School District is closed due to weather; the DC is also closed.

Open to all on school holidays.

Cost:

Under 1 year = Free

General Admission = \$8.00

Individual & Family

Memberships available

Hours:

Tuesday-Friday 10:00 a.m.-4:00 p.m.

Saturday 10:00 a.m.-5:00 p.m.

Sunday 12:00 p.m.-5:00 p.m.

Monday (B-Pre-K) 10:00 a.m.-3:00 p.m.

Waterman Conservation Education Center 403 Hilton Road, Apalachin, 625-2221

Anyone is free to walk through the trails and gardens, and explore the Education buildings.

Hours:

Monday-Friday 9:00 a.m.-4:00 p.m.

Saturday 10:00 a.m.-4:00 p.m.

Finch Hollow Nature Center 1394 Oakdale Road, Johnson City, 772-8953

Fun for children ages three through five. Natural history museum with approximately 1 mile of scenic, easy to walk nature trails winding through field, pond, and wooded habitats.

Games, crafts, videos, and other activities introduce children to the wonders of nature.

Cost: Free; additional programs at a cost

Trails and grounds are open daily from sunrise to sunset. Museum hours vary.

Integrated Activity Center 365 Harry L Drive, Johnson City (607)206-4799

Multi-Sensory Environment / Activity Center. Come in and have an ECLECTIC EXPERIENCE.

Sensory Room - Dedicated space for individuals of all ages. Calming and/or stimulating sensory experience. Bubble Tubes / Fiber Optics

Interactive Floor - State of the art technology that creates an immersive play space. Helps

improve balance, impulse control, coordination, on-task completion and more.

Multi-Sensory Toy Room - Features various sensory driven activities to interact with. Sound Wall, Sparkle Light Box, Marvelous Marble Panel, Flat Touch Wall Panel, Xbox One w/ Kinect; Air Hockey Table

Exercise Room - Featuring motorized Adaptive Equipment. Theracycle 200 Complete Full-Body Workout great for older individuals, Parkinson's Disease, Multiple Sclerosis, Muscular Dystrophy and more.

Music Room - Featuring a 7' x 10' LED Dance Floor - & Karaoke Machine

Relaxation Room - Enjoy Zero Gravity Massage Chairs that heat up to help relax and rejuvenate you!!!

BIRTHDAY PARTIES - Price includes all guests (children and adults)
Story Hour: Wednesdays 10:00-11:00 cost \$3.00

Monday, Tuesday, Thursday 10:00 a.m. to 7:00 p.m.
Wednesday, Friday, Saturday 10:00 a.m. to 5:00 p.m.
Sunday Closed

Cost: \$5.00 children ages 1-5
\$10.00 children over 5

Memberships available

Libraries and Story Hours

Broome County Public Library 185 Court Street, Binghamton, 778-6400

Offer weekly programs incorporating books, finger plays, songs, and rhymes for children.

Cost: Free with library card

Library Hours:

Monday-Thursday 9:00 a.m. to 8:00 p.m.

Friday-Saturday 9:00 a.m. to 5:00 p.m.

The following are events that happen regularly in the library's Children's Department. Please check our events calendar for specific dates and for special events. For information about the Summer Reading Program, please click [here](#).

Nursery Rhyme Time - Nursery rhymes and knee-bouncing songs are shared, and a story is read. Then it's play time! This provides a chance for children and caregivers to connect with one another. For children ages 0 to 3.

Toddler Time! - Songs, rhymes, and stories for toddlers. Then it's play time! For children ages 2 to 3.

Story Time for Ages 4-6 - Join us for stories, music, games, Legos, STEM activities, crafts! Recommended for children ages 4 to 6, but youth of all ages are welcome.

Reading Therapy Dogs- This program helps to improve children's reading and communication skills by employing a powerful method: reading to a dog. This program uses registered therapy animals that have been tested for health, safety and temperament. When these special animals come to hear children read, it's fun! And that makes all the difference. All ages are welcome.

Crafty Kids - Join us for fun craft projects! All ages are welcome.

Get STEAMED! Makerspace Night - Join us for a fun makerspace program! There will be snap circuits, 3D pens, K'NEX, straws and connectors, KEVA planks, LEGO bricks, crafts, and more! Youth of all ages are welcome. Sponsored by The BOOKS program and Senator Akshar.

Family Game Day - Join us on the first Saturday of every month for original Nintendo, Super Nintendo, Nintendo 64, Nintendo Wii, Sega Genesis, PlayStation 2, Xbox 360, & board games! All ages are welcome.

LEGO Club - Drop in for a fun time of building and creating. For children ages 5-13.

LEGO Science - Drop in for a fun STEAM program for all ages! We will be building a Lego maze for Hexbugs, trying some Lego engineering challenges, and more! All ages are welcome.

Life-Sized Board Games - Drop in for life-sized Jenga, Yahtzee, checkers, and more! All ages are welcome. Sponsored by The BOOKS program and Senator Akshar.

George F. Johnson Memorial Library 1001 Park Street, Endicott, 757-5350

Library Hours:

Monday-Thursday	9:00 a.m.-9:00 p.m.
Friday-Saturday	9:00 a.m.-5:00 p.m. (closed Saturdays from late June-Labor Day)

Story Time:

Mother Goose (birth-2)	Thursday 9:30 a.m. or 10:30 a.m.
------------------------	----------------------------------

Toddler	Wednesday 9:30 a.m. or 10:30 a.m.
---------	-----------------------------------

Preschool	Tuesday 10:00 a.m.
-----------	--------------------

Cost: Free with library card and preregistration

Read with the Dogs-At the G.F.J Library- The mission of this program is to enhance children's love of reading through the use of therapy dogs. It is hoped this interaction will lay the foundation for a lifetime of learning and a higher quality of life.

Every other Saturday from 10:00 a.m.-12:00 p.m.

Vestal Public Library 320 Vestal Parkway East, Vestal, 754-4244

Library Hours: (hours change in the summer)

Monday	2:00 p.m.-8:00 p.m.
--------	---------------------

Tuesday-Thursday	9:00 a.m.-8:00 p.m.
------------------	---------------------

Friday	9:00 a.m.-5:00 p.m.
--------	---------------------

Saturday	10:00 a.m.-2:00 p.m.
----------	----------------------

Sunday	1:00 a.m. – 5:00 p.m.
--------	-----------------------

Story Times:

Toddler and Preschool story times available-call the library for details

Family Game Days, Teen Game Days, and Family Movie Days-call the library for details

Cost: Free with library card

Barnes & Noble 2443 Vestal Parkway East, Vestal, 770-9505

Story time for preschoolers: 10:30 a.m. on Wednesdays

Cost: Free/open to public.

Coburn Free Library 275 Main Street, Owego, 687-3520 Cost: Free with library card and preregistration

Library Hours:

Monday, Wednesday, and Friday 10:00 a.m.-5:00 p.m.

Tuesday and Thursday 1:00 p.m.-5:00 p.m. and 6:30 p.m.-8:30 p.m.

Saturday 1:00 p.m.-5:00 p.m. (closed Saturdays during the summer)

Story time for ages 1-5: 10:15 a.m. on Wednesdays.

PAWS to Read – Once a month – Check calendar for dates

Story Hour: Every Wednesday at 10:15 AM

Summer Reading Programs: In July our story hour program changes a bit since older kids are out of school. That month we co-sponsor Summer Reading Programs with the Town of Owego at the Methodist Church next door. Your whole family will be entertained by the best children's performers, whether they are storytellers, musicians, magicians, or authors. Best of all, the programs are free and no registration is required. As soon as school's out, check in at the library to pick up a reading log; kids who keep track of the books they read over the summer can win prizes!

Tappan-Spaulling Memorial Library 6 Rock Street, Newark Valley, 642-9960

Library Hours:

Tuesday 10:00 a.m.-8:00 p.m.

Wednesday 2:00 p.m.-8:00 p.m.

Thursday 3:00 p.m.-8:00 p.m.

Saturday 9:00 a.m.-1:00 p.m.

Waverly Free Library 18 Elizabeth St Waverly 565-9341

Tuesday 10:00 a.m.-8:00 p.m.

Wednesday 10:00 a.m.-6:00 p.m.

Thursday 10:00 a.m.-8:00 p.m.

Friday 11:00 a.m.-5:00 p.m.

Saturday 11:00 a.m.-5:00 p.m.

Pre-K Story time: 10:15 a.m. on Wednesdays

Cost: Free with library card

Parks

County

Aqua-Terra Park-Maxian Road, Town of Binghamton, 778-2193

Nathanial Cole Park-Colesville Road, Harpursville, 693-1389

Greenwood Park-Greenwood Road, Lisle, 778-2193

Otsinigo Park-Bevier Street, Binghamton, 778-2193

Hawkins Pond, Windsor, 693-1389

Dorchester Park, Whitney Point, 692-4612

Roundtop Picnic Area, Endicott, 778-6541

Cost: All Broome County Parks are free

Ross Park Zoo 60 Morgan Road, Binghamton, 724-5461

More than 200 birds, reptiles, and mammals on the 25-acre site. Zoo includes Carousel museum, playground, and picnic pavilion. America's 5th oldest zoo!

Cost:

2 years and Under = free

3 to 11 years = \$7.00

Cost to ride carousel = free with admission

Picnic and Playground = free

12 years-Adults = \$9.00

Senior (over 55) = \$8.00

College Student & Military ID = \$8.00

Group Rate = \$6.00 per person if 10 or more people

*Last ticket sold one hour prior to closing

Guided Tours = \$9.00 per person (requires 1 week advanced notice)

Hours:

November 2 – April 6 CLOSED

April 7 – April 20 Weekends only 10:00 a.m.-3:00 p.m.

April 21 – September 30 Open daily 10:00 a.m.-4:00 p.m.

October 9 – October 14 Open Weekends only 10:00 a.m.-3:00 p.m.

October 15 – November 2 CLOSED for Boo at the Zoo

November 3 – November 25 Weekends only 10:00 a.m.-3:00 p.m.

U-Pick Farms & Animal Farms

Animal farms, farm markets (some with apple & berry picking) & gardens in Broome County.

Broome County

- **Apple Hills** - various apples, blueberries, cherries, raspberries, strawberries, petting zoo, gift shop 131 Brooks Road, Binghamton, NY. Phone: 607-729-2683.
Email: sales@applehills.com. Have a unique party at Apple Hills! Our Activity Room is full of things that allow kids to explore with their imagination and learn. Kids have their own Make Believe Market, Apple Sorting Process, Apple Picking, The Great Purple Puff Ball Pool, The Corn Bin, Roller Racers, and Basketball. Add a Wagon Ride to the orchard for some fresh picking, and it's the best party a kid could have!.

- **Cascade Valley Farm** - Blueberries, 49 E. Bosket Rd, Windsor, NY 13865. Phone: 607-655-1693. Email: yram1@tds.net. Open: Call for hours and availability. This is a beef and blueberry farm. During mid-July thru August, you can pick fresh blueberries at only \$1.00 a pound. Beef is available by the full cow.
- **Frosty Mountain Blueberry Farm - Uses Integrated Pest Management**, blueberries, prepicked produce, restrooms, picnic area 196 Bull Creek Road, Whitney Point, NY 13862. Phone: 607-692-4356. Email: tuk1025@aol.com. Open: Sunday to Saturday 7am to 8pm from the second week of July every day from 7:00am til 8pm, and will stay open till berries are gone usually till the middle of September or after the late harvest berries are picked..
- **Lone Maple Farm** - U Pick Apples, strawberries
2001 Hawleyton Road, Binghamton NY, 13903. Phone: 607-724-6877.
Email: info@lonemaplefarm.com. We DO NOT USE PESTICIDES on our strawberries. The tractor ride to the strawberry patch is FREE. The tractor leaves from the greenhouse about every 15 minutes.
- **Nielsen's Hill Haven Farm** - blueberries,
419 Swan Hill Road, Glen Aubrey, NY 13777. Phone: 607-862-0071. Open: Monday to Friday from 8 am to 8 pm; Saturday and Sunday from 8 am to 5 pm. Blueberries: July 18 to Labor Day.
- **North Windsor Berries** - beans, beets, blackberries, cucumbers, onions, peas, peppers, pumpkins, raspberries (Autumn, red), summer squash, strawberries, tomatoes, school tours
1609 NY Rte. 79, Windsor, NY 13865. Phone: 607-655-2074.
Email: NWBLTitus@aol.com. Open: Sunday through Saturday 9am to 6pm; Please see website for additional seasonal hours.. Open from mid-June to October 31st; From Mid-June- July 3rd hours are from 8am to 8pm; July 5th through September 1st the hours are 9am to 7pm and September 1st through October 31st the hours are 9am to 6pm.
Stop in to Side Hill Acres Goat Farm in Candor to visit the goats. Call ahead to arrange a free tour to see how they make the cheese and learn more about the goats.
- Two local farms put on elaborate, free displays at Halloween time. Check out their web pages for spring/summer fun.
 - Jackson's Pumpkin Farm is located in Campville, which is between Endicott and Owego. Look for the free playground.
 - Iron Kettle Pumpkin Farm is located in Candor, past Owego has pumpkins are dressed up as children's favorite characters and nursery rhymes scenes. Bring your cameras! It is usually very crowded on weekends. Go during the week if you can.
- Check out Cornell Cooperative Extension--Broome County for some more great activities, including the Broome County Open Farm Weekend the first weekend in October.

Tioga County

- **Applegate Orchards** - Apples, Rosenburger Rd, Owego, NY 13827. Phone: 607-687-1222. Open: from 9:00 am to 5:00 pm; Monday through Saturday and we are closed on Sunday; The picking season, pending crop maturity, can be August through October; Call for availability We have Honey Crisp, Crimson Crisp, Gala, Ginger Gold, Macintosh,

Red Delicious varieties. We have added to the orchards again this year so that next season we can also offer other fruits.

- **Ed-Mar Produce** - Beans, tomatoes, potatoes, vegetables, flowers
2937 State Hwy 17C Tioga Center, NY 13845. Phone: 607-343-4138/4139, 687-1644.
Open June-October, call first
- **Gary's Berries** - Blueberries
Rt 17C (5 mile E of Owego & 7 mile W of Endicott on old Route 17C) Campville, NY 13760. Phone: (607) 341-1399. Open July-August, call for days and times.
- **Iron Kettle Farm** - Strawberries, peas, tomatoes, Rt 96 (S of village) Candor NY 13743.
- **Locust Woods Farm** - Blueberries 420 Dawson Hill Road (2 mile from Route 96 & Dawson Hill intersection) Spencer NY 14883. Phone: 607-589-4502. Open July-September, daily 8 am to 8 pm.
- **Maple Tree Gardens** - Strawberries, beans, peas, chili peppers
Address: 16 NY-96, Owego, NY 13827
Phone: (607) 687-5917
Open June-August, daily 10-6.
- **Our Green Acres** - Strawberries, blueberries, raspberries, gooseberries, beans, peppers, potatoes, tomatoes, flowers
Rt 17C (W of Owego) Owego, NY 13827. Phone: 607-687-2874.
Email: frankwiles@aol.com. Open June-October, 8 am to 7, call first.
- **Stoughton Farm** - raspberries, beans, peas
Rt 38 North (N of golf course) Newark Valley, NY 13811. Phone: 607-642-3675.
Email: info@stoughtonfarm.com. Open May-October, Monday to Saturday, 9 am to 6, Sunday 9 am to 5 pm. U-Pick: Here at Stoughton Farm, we believe the freshest fruit is the stuff you pick yourself. Therefore we offer a variety of different fruits and veggies you can pick on your own. Pod Peas: Mid/Late June - Early July. Green Beans: Late July - Late August. Fall Raspberries: Mid-August - Mid September. Our raspberries are grown in high tunnels, so you can pick rain or shine!
- **TLC Blueberry Farm** - Blueberries
2053 Route 17C (1 mile W of Smithboro) Barton, NY 13734. Phone: 607-222-2697.
Email: blueapple@htva.net. Open mid-July-mid August, Saturday to Thursday from 8 am to 7 pm, closed on Fridays. We have wonderful blueberries for U-Pick. Also ready picked berries. Many varieties of homemade jam and jelly. We have a road stand for fresh fruit-jam can be purchased at farm office. Also at Owego's Farmers Market on Tuesdays.
- **Traues Blueberries** - Blueberries
Upper Briggs Hollow Road (off Sibley Rd) Owego, NY 13827. Phone: 607-699-7246.
Open July-August, daily daylight hours, call first for availability.

Large Motor Activities

SKATE ESTATE

Trike, Trot, and Roll-At Skate Estate: 3401 Old Vestal Road, Vestal, 797-9000

Ages seven and under

Wednesday-Friday 10:00 a.m.-12:00 p.m.

Saturday and Sunday 10:00 a.m.-1:00 p.m.

Cost: \$5.00

Putt Estate: Mini Golf-At Skate Estate: 3401 Old Vestal Road, Vestal, 797-9000

Cost: 12 & under \$4.00

13 & up \$5.00

Water Park-At Skate Estate: 3401 Old Vestal Road, Vestal, 797-9000

Cost: \$4.50 for a ½ hour

Cost: \$7.00 for an hour

Skating- At Skate Estate: 3401 Old Vestal Road, Vestal, 797-9000

Cost: \$5.00 with \$3.00 skate/blade rental (\$8.00 with \$3.00 rental on Saturday Evenings)

Laser Tag-At Skate Estate: 3401 Old Vestal Road, Vestal, 797-9000

Cost: \$5.00

Hidy Ochiai Foundation: 317 Vestal Parkway West, Vestal, 748-8480

Classes for Karate and Cardio Kickboxing offered throughout the week.

FMK Karate: 782 Chenango St, Binghamton, 723-9624

Classes for Karate, Cardio Kickboxing and Zumba offered throughout the week.

Fairbanks Tang Soo Do: 604 Vestal Parkway West, Vestal, 372-0936

Pre-K Karate for children ages 2-4

Dancescapes Performing Arts, LLC: 14 Willow Street, Johnson City, 729-4783

Classes available in ballet, jazz, tap, lyrical/contemporary, acro, and hip hop. Recreational and competitive classes offered. Fee varies depending on the number of classes taken

The Ice House Sports Complex: 614 River Road, Binghamton, 204-5075

Public skating, open hockey, hockey camps, groups, and parties available. Cost varies depending on the activity.

SUNY Broome Ice Center: 901 Front Street, Binghamton (SUNY Broome Community College) 778-5423

Cost: Open Skate

Lunch Time Skate Mon. – Fri. 11:00 a.m. – 1:00 p.m.

Adults: \$6

Adults: \$4

Students (17 & under): \$5

Students: \$3

Skate Rental: \$4

Skate Rental: \$2

See calendar for Open Skate times

Chenango Gymnastics: 120 Chenango Bridge Road (RT 12-A), Binghamton, 648-7366

Mom Pop and Tot (9 months-3 yrs.)

Tumbling Tots (3 yrs.)

Preschool (3-5 yrs.)

All Ability (5 & up)

(Ninja) Warrior

Call for fees and schedules

Head Over Heels Gymnastics: 541 Vestal Parkway West, Vestal, 754-6454
Various Preschool (1-4) and School Age (5-18) classes available
Call for fees and schedules

Owego Gymnastics: 748 State Route 38, Owego, 687-2458
Lions (1-2 yrs.)
Tigers (3-4 yrs.)
Bears (5-6 yrs.)
Lollipop Kids (Open playtime for parent and children) Fridays 10:00-11:00 a.m.
Additional classes available for older children, advanced classes, classes for special needs, etc.

Community-Based Play Group

Parent Resource Centers

Designed as a place for children and parents to engage in a variety of activities while providing support, resources, and parenting topics. Cost: Free

Binghamton PAL Family Resource Center at 457 State Street, Binghamton 771-6334
Family Resource Center at 601 Columbia Drive, Johnson City 763-1252
Endicott Family Resource Center at 200 Jefferson Ave, Endicott 785-4331
Owego Family Resource Center at 72 North Ave, Owego 687-1571
Waverly Family Resource Center at 460 Broad Street, Waverly 565-2374
Norwich PAL Family Resource Center at 27 W. Main Street, Norwich, 334-8909
Lourdes PACT 584-4570 (Broome County) and 687-6145 (Tioga County)

Additional Programming for Children

Workshops and classes are offered for children of all ages at the following locations.
Cost for participation varies.

- Boys and Girls Club of Binghamton
- Boys and Girls Club of Western Broome
- Tioga County Boys and Girls Club
- SUNY Broome Community College Classes for Youth
- Jewish Community Center
- Town of Union Recreation Department
- Town of Vestal Recreation Department
- Southern Tier Gymnastics Academy
- Binghamton YMCA
- Johnson City YMCA
- Cornell Cooperative Extension
- Binghamton YWCA
- Indoor Playground at Southern Tier Sports Center
- Fine Arts Studio (Endicott)
- Endicott Performing Arts Center
- Bricks 4 Kidz
- Uncorked Creations Art Studio & Gallery (Binghamton)
- Wet Paint! (Johnson City)
- Magic Paintbrush (Endicott)

Retail Resources

Activities for children offered at local retail stores.

- **The Home Depot**: Woodworking workshop for children ages 5-12. Cost: Free
- **Michaels**: Kid's Club Saturdays 10:00 a.m. to 12:00 p.m. drop in basis. Make and Take Crafts

Cost: \$2-\$5 per child ages 3 and up

Educational Services for Adults

There are a wealth of educational programs and opportunities in the Broome County area. The programs most frequently used by Family Enrichment Network's Head Start families are as follows:

ESL Opportunities

- American Civic Association Tuesday and Thursday 5:00 p.m. to 9:00 p.m.
Winter Classes Monday through Friday 9:00 a.m. to 12:00 p.m.
- ESL at Family Enrichment Network: Collaborative effort with Literacy Volunteers of Broome-Tioga Counties that provides instruction in speaking, reading and writing the English language. If interested, contact Literacy Volunteers at (607)778-6406 or stop in to Family Enrichment to pick up an application.
- Literacy Volunteers of Broome-Tioga Counties: Provides literacy tutoring and training of literacy volunteers.
- BOCES: ESL offered.

TASC Programs

- Binghamton High School: TASC program two times a week in evenings, five times a week during the day (9:00 a.m. to 2:30 p.m. at United Presbyterian Church)
- BOCES: Provides technical training, educational counseling, TASC and ESL classes
- American Civic Association offers TASC Tuesday and Thursdays 6:00 p.m. to 8:00 p.m.
- Johnson City Learning Center: 500 Main St., Johnson City, Monday through Thursday, 9:30 - 1:30 p.m. Monday through Thursday, 3:30 - 6:30 p.m. Registration: Every other Friday, 9:00 a.m. - please call for exact dates.

Vocational Opportunities for Families with Children 0-5 Years

- **Broome County Higher Education Access, Retention and Success (HEARS)**: a grant funded program designed to assist community members in gaining access to education or previous Binghamton University or SUNY Broome students in finishing their degree. Binghamton University, 777-4789 or SUNY Broome, 778-5420
- **SUNY Broome's Applied Learning & Career Center**: bridges the gap between the classroom and the work world. Professional staff members are available to support students, alumni and community members with a wide range of career services, including but not limited to, resume creation and development, interview coaching, mock

interviews, job search assistance, JobZone Trainings, career fairs, and applied learning opportunities. 778-5207

- **Board of Cooperative Educational Services (BOCES):** Adult comprehensive Education and Support Services (ACCESS)-offers career planning workshops and vocational guidance.
- **Broome County Workforce:** offers job search, career development, eligible training providers, and assistance in establishing eligibility for various programs. 171 Front Street, Binghamton, 778-2136.
- **Tioga County Employment Center:** provides customer-driven employment services to both businesses and people in the Tioga County area (607) 687-8504
- **Education Talent Search:** Assists persons in obtaining college grants/loans, provides job training and GED classes. U.S. Department of Education. 44 Hawley St # 1, Binghamton, NY 13901, **Phone:** (607) 721-8281
- **Electrical Workers No. 325:** Apprenticeship opportunities. 607-729-6171.
- **Plumbers and Pipefitters Local Union 112:** Apprenticeship opportunities. 607-723-9593.
- **Carpenters Local No. 281:** Apprenticeship opportunities. 607-729-0224, 585-436-1110.

Undergraduate Programs

- **Binghamton University:** Public University offering numerous undergraduate and graduate programs.
- **Broome Community College (BCC):** Community college offering numerous associate programs as well as non-degree classes.

Social Service Resources

Counseling Services

- **ACCORD (Broome and Tioga)** – lends support to families involved in the court system. Court Appointed Special Advocate program provides services to families navigating the family court system; families are assigned by the court. Also provides Mediation services.
- **Binghamton General Hospital** – provides outpatient mental health services for adults only.
- **Broome County Mental Health Services** – provides services to adults for mental health, mental retardation and developmental disability, alcohol and substance abuse.
- **Catholic Charities Functional Family Therapy** – provides short-term home-based counseling services for families with children ages 11 – 18 who are at risk of placement.
- **Catholic Charities Gateway Center for Youth** – provides short-term individual counseling, group counseling and anger management group for youth.
- **Catholic Charities Family Counseling Program** – provides psychotherapeutic counseling to individuals and families.
- **Community Connections Center-** Endicott- provides counseling, advocacy, and community supports for UE students and their families.
- **Family and Children's Society of Broome and Tioga Counties** – provides family and mental health counseling, sexual abuse treatment program, school based family support centers. Now accepting Medicaid.

- **Greater Binghamton Health Center** – provides counseling and support services for children and adults.
- **Mental Health Association of the Southern Tier, Inc.** – provides depression/suicide/substance abuse prevention services, community education, and information and referral services.
- **Men's Work** – Batters Intervention Program
- **Lourdes Mental Health Juvenile Justice** – identifies youth within the criminal justice system with mental health and substance abuse issues and coordinates needed services.
- **Samaritan Counseling Center** – provides individual, family and marital counseling.
- **Lourdes Center for Mental Health** – specializes in services for adolescents age 12 – 21.
- **Tioga County Mental Hygiene** - Offers Tioga County residents a comprehensive continuum of counseling services and supports for individuals of all ages and families coping with emotional problems, mental illness, marital issues, depression, alcoholism and substance abuse.

Support for Victims of Violence

- **RISE**– emergency housing, counseling, advocacy and support for those experiencing domestic violence.
- **Crime Victims Assistance Center** – counseling, advocacy, and support for victims of violence. Also provides community-wide education about child abuse, sexual assault, rape, elder abuse, and domestic violence.
- **Crime Victims Assistance Center CAP (Child Assault Prevention)** – offers education to elementary school children, teachers and parents about children's rights to be safe, strong and free. Provided in local schools.
- **Crime Victims Assistance Center**– Girls Circle and Safe Date programs offers youth education for teens emphasizing personal safety, healthy dating relationships and positive self-esteem.
- **Family & Children's Society** – provides clinical counseling services to battered women and children.
- **Broome County Family Violence Prevention Council** – coordinates child abuse, elder abuse and domestic violence education, intervention and prevention services through the efforts of a multi-disciplinary council and other subcommittees.
- **A New Hope Center** - provides hotline, counseling, advocacy and shelter. Soon they will also be providing supervised visitation.

Alcoholism & Substance Abuse

- **A.A., AL anon & Alateen programs** – provide peer support for alcohol and substance abusers and their families.
- **Addiction Center of Broome County** – provides substance abuse outpatient treatment for individuals and families.
- **Fairview Recovery Services** – provides supportive services to individuals with chemical addictions including intensive case management, supportive living and crisis center.

- **Mental Health Juvenile Justice** - identifies youth within the criminal justice system with mental health and substance abuse issues and coordinates needed services.
- **Salvation Army Adult Rehabilitation Center** – provides in-house, long-term drug and alcohol rehabilitation program for men.
- **United Health Services New Horizons program** – provides substance abuse in-patient treatment for individuals, outpatient services, and six-month follow-up services.
- **Tioga County Mental Hygiene Substance Abuse & MICA (Mentally Ill Chemical Abuser) program** -provides Intensive Outpatient program, beginning treatment and education, and ongoing care.
- **Trinity TCASA-** provides prevention education programs in schools and the community that focus on substance abuse, gambling, bullying, and violence prevention.

Youth Programs

- **Mothers & Babies Perinatal Network Youth Services-** provides 6th, 7th, and 8th grade classroom presentations addressing topics of “building healthy relationships”, “parenting can wait”, and “making good decisions”.
- **Broome County Urban League** – operates an after school youth enrichment center providing youth development activities and tutoring. Also provides a summer enrichment program for youth ages 5-11.
- **Broome County Public Library** – Youth services department organizes youth and family literacy activities and events.
- **Boys & Girls Club of Binghamton** – provides youth development activities for youth of all ages, school-age child care program, and sports, recreation and fitness program for all ages.
- **Boys & Girls Club of Western Broome Family Center** – provides youth development activities for youth of all ages, school-age child care program, and sports, recreation and fitness program for all ages.
- **Tioga County Boys & Girls Club** - provides youth development activities for youth of all ages, school-age child care program, and sports, recreation and fitness program for all ages.
- **Cornell Cooperative Extension Broome County – Citizen U Project** – youth development program promoting citizenship, community action and community improvement.
- **Cornell Cooperative Extension Broome County – 4-H Youth Development** – provides an experiential learning youth education program for boys and girls ages 5-19. It provides practical life skills education in healthy lifestyles, citizenship and Science, Technology, Engineering and Mathematics (STEM).
- **Cornell Cooperative Extension Tioga County - 4-H Youth Development** – provides an experiential learning youth education program for boys and girls ages 5-19. It provides practical life skills education in healthy lifestyles, citizenship and Science, Technology, Engineering and Mathematics (STEM).
- **Discovery Center-** hands on museum and learning environment for children. After school program available.
- **Liberty Partnership Program** – provides case management, tutoring/mentoring, counseling and summer enrichment activities for at-risk youth identified by local high schools.
- **YMCA-** provides youth development activities for youth of all ages, school-age child care program, and sports, recreation, and fitness programs for all ages.

- **Tioga/Tompkins County Youth Engagement Services Program – YES Club** - works with youth in grades 8 through 12 within Newark Valley High School to minimize barriers that impede school performance, improve attendance patterns, improve grades and passing rates, minimize disciplinary issues, and provide additional alternative academic experiences to increase student success.
- **Tioga/Tompkins County Youth Engagement Services Program – YES Mentoring** - supports youth who are engaging in at-risk behaviors and could benefit from one-on-one mentoring from a local volunteer mentor.

Services/Programs for Families

- **Healthy Families Broome** - Broome County Health Department.
- **UHS Stay Healthy Center** - provides RN support and breastfeeding support
- **Lourdes Ascension Program** - each primary care associates office now has a registered dietician available to work with clients
- **Broome County Health Department Traffic Safety Program** - provides education on car seat safety, bike safety, and other traffic safety topics
- **Mothers & Babies Perinatal Network of the Southern Tier - Binghamton (PAL) Family Resource Center** – a free place to play with your child, find answers to your questions on child development, attend a parenting class, access the resource library for parenting information or children’s books, a place to talk with other parents and caregivers, find out about community services, and attend programs on topics you want to learn more about.
- **Cornell Cooperative Extension Tioga Family Resource Centers-** provides drop- in play space, lending library, play groups and parenting education.
- **Family Reading Partnership of Owego Apalachin-** Provides new and used books to children in the Owego Apalachin school district via Bright Red Bookshelves throughout the community.
- **Parents and Children Together (PACT)** – provides parent education and support through home visiting to Binghamton parents with children ages 0 – 3 years. Also organizes and hosts Conscious Discipline® parenting and discipline classes for parents and caregivers.
- **Lourdes PACT (Broome and Tioga)** – provides a home visitation family strengthening program for teen parents or first-time parents from pregnancy through child’s first 3-5 years.
- **Catholic Charities Early Childhood STEP Parenting Classes** – offers free parenting classes using the Systematic Training for Effective Parenting (STEP) model.
- **Mothers & Babies Perinatal Network of the Southern Tier** –promoting health and education for women, infants, pregnant women and families. Also organizes and hosts Conscious Discipline® parenting and discipline classes for parents and caregivers.
- **Mothers & Babies Perinatal Network of the Southern Tier – Facilitated Enrollment Program-** provides assistance with health insurance coverage through NY’s public health insurance programs.
- **Mothers & Babies Perinatal Network PAL Family Resource Center Clothing Closet** – provides families in need with gently used clothes.
- **Broome County Department of Social Services Families First Anger Management and Parenting Classes** – provides educational classes about anger management and parenting.

- **AGAPE (Adoption and Guardianship Assistance Program for Everyone)** - A free support, information and educational program open to all adoptive families and relative caregivers who have custody or guardianship of children.

Programs for Families with Children with Special or High Needs

- **Children's Home** – works in partnership with the Department of Social Services to provide family, foster care and preventive services.
- **Broome County Department of Social Services Families First** – provides intensive case management to families DSS referred. Also provides Anger Management groups for adults.
- **ImPACT Program – Lourdes** – for families with a child 0-10 years living in Broome County who are referred by BCDSS for the purpose of averting a disruption of the family which will or could result in the placement of a child in foster care, enabling a child who has been placed in foster care to return to his family at an earlier time than would otherwise be possible; or reducing the likelihood that a child who has been discharged from foster care would return to such care.
- **Broome County Health Department- Early Intervention Program-** coordinates and provides special services for children under the age of 3 years old.
- **Tioga County Health Department - Early Intervention Program-** coordinates and provides special services for children under the age of 3 years old.
- **Franziska Racker Center** – provides clinical and support services to children and youth with disabilities.
- **Committee for Preschool Special Education (CPSE)** - coordinates and provides special services for children ages 3-5 years old.
- **Southern Tier Independence Center (STIC)** - provides assistance and serves people with all disabilities of all ages to increase their independence in all aspects of integrated community life.

Housing Assistance/Emergency/Crisis Services

- **YWCA Young Women's Residential Achievement Program** – supportive living program for homeless women ages 18 – 23 years old.
- **Metro Interfaith** – low income housing, assists with improving credit and home ownership.
- **Opportunities for Broome (OFB)** – emergency housing, furniture and appliance donations, and help with housing, court, and code enforcement.
- **Tioga Opportunities** – provides rental assistance, apartments and home repair services. Also coordinates food delivery to many of the county's emergency food pantries and soup kitchens.
- **Mental Health Association Project Uplift** – housing assistance for the homeless and food pantry.
- **Cribs for Kids** – local chapter for the National Cribs for Kids program that provides education about safe sleep environments and cribs to families in need-provided by Mother's & Babies.
- **United Way of Broome County 211** – centralized system for community resources and referrals.

- **Catholic Charities Teen Transitional Living Program** – transitional/independent living program for runaway and homeless youth ages 16 – 21.
- **Council of Churches Community Hunger Outreach Warehouse (CHOW)** – emergency food service to local food pantries, CHOW bus, and infant formula available through referrals from WIC.
- **Food Bank of the Southern Tier Pantries and Mobile Food Pantries** – visit website for a complete list of sites - www.foodbankst.org
- **Lend-A-Hand** – assists with rent, utilities, prescriptions furnishings, etc.
- **Salvation Army** – provides clothing, furniture, and housing.
- **Rise** – emergency housing for victims of domestic violence.
- **Rescue Mission** – supportive/emergency housing for homeless men.
- **Volunteers of America** – emergency housing for the homeless.
- **YMCA** – emergency housing for homeless males ages 18 and older.
- **YWCA** - emergency housing for homeless females ages 16 and older.
- **Broome County Department of Social Services** – provides comprehensive social services for persons of low-income, and adult and child preventive/protective services, including the PINS (Persons in Need of Supervision) program.
- **Tioga County Open Door Mission** – provides outreach that assists individuals and families to obtain food, clothing, furniture, financial assistance, infant items, and shelter for homeless men ages 18 and older.
- **Tioga County DSS** - provides comprehensive social services for persons of low-income, and adult and child preventive/protective services.
- **Catholic Charities** - provides services to those in need such as food, clothing and emergency assistance.
- **Tioga County Rural Ministry** – provides emergency financial assistance for things such as gas, rent, prescription assistance, and NYSEG shutoffs.
- **The Bridge** - a non-profit organization of churches serving Waverly, Athens and Sayre school districts. Provides crisis vouchers for shelter, utilities, food, and transportation. Also operates a furniture and clothing closet.
- **Safe Harbour (Crime Victims Assistance Center)** - provides free & confidential outreach to youth who are at risk of exploitation.

Family Enrichment Network's Community Partnerships

Partnerships with local school districts and community agencies enhance the quality of Family Enrichment Network's Head Start and Early Head Start programs in the areas of family literacy, inclusion, health, nutrition, intergenerational programming, mental health, parenting, and career development. The initiative with the Binghamton City School District Program has provided a continuation of services from birth through school age. Strong ties with the Broome County Department of Social Services and the Broome County Health Department have allowed Head Start staff members to serve families and children more effectively by linking them with local services, programs, and clinics. Numerous exciting partnerships continue to thrive.

- A contract between a **Child Psychologist** and Family Enrichment Network provides observation, diagnosis, and prescriptive plans for Head Start children; consultation and referral for parents; and technical assistance and training for staff.
- Family Enrichment Network contracts with a **Licensed Clinical Social Worker** to provide Professional Development services, referrals, technical assistance and individual/group training for staff; and meetings on preventive mental health topics, crisis intervention, and referrals for Head Start and Early Head Start parents.
- A contract with **UHS** assures staff ongoing EAP services to assist them in addressing personal, family, and work related issues.
- A partnership between Broome County Department of Social Services Office of Child Support Enforcement and Family Enrichment Network promotes **child support services** for all eligible, Head Start single-parent families.
- A joint effort between Broome County Public Library Children's Services Department and Family Enrichment Network encourages learning, strengthens parent involvement in **children's literacy** and language development, and increases families' enjoyment of reading.
- An agreement between the Broome County Health Department and Family Enrichment Network facilitates the identification and provision of **services to infants and toddlers with disabilities** in the county who also attend Early Head Start.
- An agreement between the Tioga County Health Department and Family Enrichment Network facilitates the identification and provision of **services to infants and toddlers with disabilities** in the county who also attend Early Head Start.

- An agreement between the Binghamton City School District and Family Enrichment Network facilitates the identification and provision of **services to preschool children with disabilities** in the district who also attend Head Start.
- An agreement between the Candor School District and Family Enrichment Network facilitates the identification and provision of **services to preschool children with disabilities** in the district who also attend Head Start.
- An agreement between the Johnson City School District and Family Enrichment Network facilitates the identification and provision of **services to preschool children with disabilities** in the district who also attend Head Start.
- An agreement between the Newark Valley School District and Family Enrichment Network facilitates the identification and provision of **services to preschool children with disabilities** in the district who also attend Head Start.
- An agreement between the Owego-Apalachin School District and Family Enrichment Network facilitates the identification and provision of **services to preschool children with disabilities** in the district who also attend Head Start.
- An agreement between the Susquehanna Valley School District and Family Enrichment Network facilitates the identification and provision of **services to preschool children with disabilities** in the district who also attend Head Start.
- An agreement between the Waverly School District and Family Enrichment Network facilitates the identification and provision of **services to preschool children with disabilities** in the district who also attend Head Start.
- **English for Speakers of Other Languages (ESL) Program** provides a weekly adult English class through collaboration between Family Enrichment Network and Literacy Volunteers of Broome/Tioga.
- Family Enrichment Network works in partnership with the **Broome County Employment Center** to promote **employment opportunities** and support Head Start parents who are entering the job force.
- Partnerships between Office for the Aging, Retired Senior Volunteer Program, and Head Start allow for the recruitment, selection, and enrollment of **elderly volunteers** for the classroom to work individually with children with special needs.
- A partnership between Johnson City School District's Universal Pre-K and Family Enrichment Network allows 53 full-day and 15 half-day children/families to receive comprehensive Head Start services in a **Universal Pre-kindergarten** setting.
- A partnership between Binghamton City School District and Family Enrichment Network allows 69 four-year children/families **and** 34 three-year old children/families to receive

comprehensive Head Start services in a **Universal Pre-kindergarten** setting at the Woodrow Wilson School in Binghamton.

- Agreements with Binghamton University's School of Education and the Decker School of Nursing, Broome Community College, the Department of Social Services, and the Association for Retarded Citizens expand the number of participating **interns and volunteers**, enrich individualized programming for Head Start children/families, and develop career experiences for participants.
- A partnership between the SOS Shelter and the Family Enrichment Network exists to identify and provide **referrals and follow-up to families experiencing domestic violence**. The SOS Shelter, in regards to domestic violence provides training to the Agency staff.
- WIC in partnership with Family Enrichment Network works to demonstrate a joint effort to offer preschool children and their families' **nutritious foods and nutrition education**.
- A partnership with Lourdes Mobile Dental Unit offers preschool children an opportunity to participate in **ongoing dental care** on site. In addition to **dental screening, cleaning and restorative dental services** are provided.
- A partnership with Wilson Dental Group provides our infants, toddlers, and pregnant women with **early dental screening** and the possibility of establishing a dental home.
- A partnership with Tioga County Dental Unit offers preschool children an opportunity to participate in **ongoing dental care** on site. In addition to **dental screening, cleaning and restorative dental services** are provided.
- An agreement between Broome Community College and Family Enrichment Network provides opportunity to incorporate **service learning into the nursing students' curriculum**.
- Family Enrichment Network works in partnership with a Registered Dietitian to provide individual **support and consultation on nutrition topics** with parents, staff, and family childcare providers.
- Family Enrichment Network collaborates with Achieve Country Valley Industries Site, and through this partnership **adult volunteers** with disabilities are placed in Head Start classrooms to **work with preschool children**.
- A partnership with **Mothers and Babies Perinatal Network** has provided Early Head Start families and staff with ongoing **workshops, trainings, and professional development** opportunities to enhance both staff and families understanding of pre/post-natal care and early child development.

INFORMATION ON CHILDREN WITH DISABILITIES

Needs of Children with Special Needs

The Individuals with Disabilities Act (IDEA) guarantees a free and appropriate public education for all children with disabilities from birth through 21 years. School districts must provide assessment and programming services to children three to five years through the Committee on Preschool Special Education and for children ages six through 21 years through the Committee on Special Education. The Department of Health is responsible for serving children birth through two years. The Early Intervention Program was formed to develop a comprehensive countywide system of delivery of early care services for children at-risk for or with developmental delays/disabilities and their families.

Nearly 22 percent (65 children) of Family Enrichment Network's Head Start enrollment in Broome County, and an additional 30 percent (32 children) in Tioga County and 10 percent of Family Enrichment Network's Early Head Start enrollment in the 2018-2019 program year were children with special needs.⁸⁴

The New York State Education Department has approved integrated special education settings; all Broome County Special Education approved preschools are approved as integrated settings. Inclusive childcare settings remain limited. A contributing factor to the lack of childcare slots, aside from provider reluctance due to limited knowledge/fear of the unknown, is the lack of financial subsidies. While the County can provide services for children with disabilities, it cannot pay tuition for a child's attendance in a private childcare setting. Neither can the County pay for a classroom aide in a child care setting for any time other than that needed to facilitate a special education service. Often, the opportunity for social development such a setting would provide is the most valuable element in the child's development. Many families are not able to afford the fees for private childcare, and there are no mechanisms in place to assist them.

The Health Department and evaluative agencies report a steady increase in the number of children undergoing evaluations each year. This is attributed to the success of local early intervention efforts including identification, referral, and tracking. Broome Community College's mentoring program for larger daycare centers is helping their staff become more adept at identifying possible special needs. Providers estimate more than 90% of those referred qualify for services. Efforts continue to make transition from Early Intervention to Committee on Preschool Special Education (CPSE) to Committee on Special Education (CSE) as seamless as possible. Binghamton School District CPSE reports a continuing increase in referrals from EI. The referral process from EI to preschool hinges on the child's third birthday. A CPSE meeting must be held and child approved for 3-5 year old preschool prior to the day before the child's third birthday or the child must be discharged from EI. Referrals are made year round. Due to the increase in Binghamton's referrals, Binghamton City School District became an evaluation agency. Binghamton School District's CPSE reports a significant number of referrals this school year, with many identifying severe delays and/or challenging behaviors requiring the provision of 1:1 aides. Those which are less severe are predominantly speech delays. This increase will have an impact on local evaluators, therapists, schools and preschools. As districts conduct CPSE Annual Review meetings full time beginning in February, it is extremely difficult to schedule meetings for new referrals.

Families' lack of transportation and child care; missing appointments; and "Welfare to Work" mandates impede the process of evaluation. Many Head Start families benefit from these additional services and from the ability of the Family Enrichment Network's Special Education Program to conduct evaluations at the children's Head Start Sites. Provision of childcare during evaluations and CPSE meetings would reduce the numbers of missed appointments.

Broome and Tioga Counties continue to experience a shortage of speech, occupational (greatest shortage) and physical therapists, as well as special education teachers and one-to-one aides for the three to five age group, particularly in January through March when most programs

are full and/or private providers have reached the maximum number they can serve. Aggravating the shortage are the growing numbers of children being identified in rural areas, and the necessity for therapists to travel long distances throughout the County, thereby losing precious therapy time. In addition, Broome County CPSE reimbursements are extremely low, which impacts therapists taking on new CPSE cases. The NYS Education Department is expecting all approved agencies to provide Special Education Itinerant Teachers (SEIT) and integrated services. Pediatric mental health and neurological services are scarce. Countywide, there is a need for more aides and counseling services (including play therapy), to enable students to be maintained in regular education programs. Evaluators indicate an increase in referrals, especially from Day Care providers, in the areas of behavioral needs, autism, and sensory concerns, as well as an increase in the number of children with special needs living with grandparents. The most critical needs are for more Sensory Integration services in preschool classrooms and in homes, as well as ongoing training for staff and families and 1:1 classroom aides.⁸⁵

The Early Childhood Direction Center Reports:

The needs for children birth through age five across Broome County and its adjacent counties is reflective of our society's priorities; human services and educational programs still lack the funding that is required to produce efficient and effective quality of services in some of its domains.

Though the quality and quantity of services increases annually for children birth through age 5, the number of children and their families that need services also increases. There continues to be high numbers of children that display behavior challenges as well as those children who are found to be on the autism spectrum.

The lack of available development specialists, pediatric ophthalmologists, dental services for our young, neurologists and psychiatrists, adds to the delay in children receiving the evaluations and/or the services that they needed.

Transportation as well as time factors of job schedules/family schedules create limits for family participation in meetings regarding their children as well as trainings.

Services for Children with Special Needs

There are numerous resources for children with special needs in Broome County. However, most of these agencies consistently run at full capacity, with openings filled immediately. The following programs are used most frequently by families served by Family Enrichment Network's Head Start Program:

The Early Childhood Direction Center (ECDC) is located in Binghamton at the Southern Tier Independence Center and serves a 12 county area. It provides planning information and referral assistance to parents and professionals on the Department of Health procedures for children birth through two, the CPSE process, and programs for preschool children with disabilities (birth to five years of age). The ECDC functions cooperatively with the State Education School Improvement Specialist (SEIS), both of which provide New York State special education information booklets, resource materials, and training for staff and parents.⁸⁶

The Child Find Program formerly (ICHAP) is a program funded under the New York State Department of Health. The Child Find Program ensures eligible children birth to age three are engaged in primary health care, receive developmental surveillance and screening and are appropriately referred to Early Intervention.⁸⁷

The Family Enrichment Network Special Education Program (See Special Education Services Program for specific information pertaining to this Family Enrichment Network operated service.)

Franziska Racker Center in Owego provides Early Childhood services including evaluations, early intervention, preschool special education, and play therapy.

HCA Diagnostic/Treatment Services Building Blocks Preschool/Infant Programs performs assessments, evaluations, treatment, and family support services through a staff of physical and occupational therapists, audiologists, speech pathologists, nurses, social workers, psychologists and medical consultants. HCA will provide on-site evaluations.

Building Blocks Preschool & Early Intervention Programs are certified by the State Education and/or Health Departments to offer evaluations, special education and therapies to children ranging in age from birth through five years of age. Special education programs are provided in integrated settings, where students with and without special needs learn alongside of one another.

HCA's Respite Program is for families/caregivers of children and adults with developmental disabilities. HCA also delivers family support services.

HCA currently operates ten Individualized Residential Alternative facilities (IRA). These residential settings are home to adolescents adults. With the support of family and a skilled residence staff these residents are working to develop life skills that promote the greatest level of independence and self-determination possible.⁸⁸

The High Risk Birth Clinic, a satellite certified treatment program of Broome Developmental Services and the Office for People With Developmental Disabilities, delivers prevention, diagnostic evaluation, and therapeutic services to children birth through age six. The program is family-centered and views parental involvement as an integral component. Therapy is performed in the clinic or in the home, depending on how needs are best met. Older children may be seen for specialized evaluation. The psychologist is available for specialized neuropsychological and Autism Spectrum evaluations. Parent information support groups are available also.⁸⁹

The Association for Vision Rehabilitation and Employment, Inc. provides services to all persons, from infants to elders, with a vision disability. Services to children and youth (0-21) are accessed through either or both our Infant & Children's Services and Employment and Career Services departments.

The Infant and Children's Services Department works with infants, preschoolers and school-age children up to age 14 in 9 New York counties.

For ages 0 through pre-school the service staff work with infants and toddlers, and their parents to provide a wide variety of early skill training. These include tactile and sensory learning experiences, such as buttoning and zipping clothing, opening bags of food, and peeling bananas or eggs. Children ages 0-2 are provided with vision stimulation. Preschoolers are provided with Orientation & Mobility (travel-training) instruction, and pre-Braille skills to prepare for schooling. Forums and information sharing for parents are also provided. They coordinate closely with Early Intervention and Pre-school agencies, and the New York State Commission for the Blind and Visually Handicapped.

The Association does not charge fees to its consumers for any of the above listed services.⁹⁰

The Broome County Health Department oversees programs in which children from birth to five with disabilities and/or suspected developmental delays may receive evaluations to determine eligibility and need.

The Early Intervention Program (EIP) is a federal and state mandated program administered through the New York State Department of Health to provide Early Intervention services for eligible infants and toddlers under age three who have developmental delays in any of the following areas:

- Physical development including hearing and vision
- Learning or cognitive development
- Speech and language development and communication
- Social or emotional development
- Self-help skills

Early Intervention services can be provided anywhere in the community, including:

- Home
- Child care center or family day care home
- Recreational centers, play groups, playgrounds, libraries, or any place parents and children go for fun and support
- Early childhood programs and centers

Participation in the Early Intervention Program is voluntary. A service coordinator works with each family to identify their concerns and priorities for their child, and to develop an Individual Services Plan (IFSP). In NY, Early Intervention services are provided at no cost to families. Each county Health Department administers the EIP for children who reside in their county.

The Education of Handicapped Children Program (EHCP) is a federal and state mandated program through the New York State Education Department intended to service the population of children ages three to five (3-5) with suspected or confirmed delays which will adversely affect the child's ability to learn.

The Committee on Preschool Education Program (CPSE) of the child's school district facilitates evaluation and services. Children may be transitioned from the Early Intervention Program or may be a new referral from parents or other professionals. Special Education and Related Services are offered in the least restricted environment, and may include:

- Speech, Physical, Occupational Therapies, and Counseling
- Special Education Teacher
- Transportation

Services may be provided at:

- Home
- Child Care location
- Preschool
- Pre-K Program or Head Start
- Hospital or Clinic

Participation in the Education of Handicapped Children Program is voluntary. The EHCP is administered and funded through Health Department of the county of residence for each child. EHCP services are provided at no cost to families.

The Children with Special Health Care Needs Program (CSHCN) provides information and referrals to families with children under 21 who have special health care needs to address their identified concerns. The CSHCN ensures access to health care providers and health insurance for children with special health care needs through:

- Outreach to providers, day cares, and agencies
- Referral to facilitated enrollment
- Referral to community and medical resources.

Legislative and regulatory changes in the Early Intervention Program continue to present new challenges locally. Broome County has been experiencing a capacity shortage of qualified professionals to deliver services for several years, and while we have worked to address this in

many ways, we continue to face obstacles to providing the services that children in the EIP need. We look to our community partners to assist us in this aspect.

The Institute for Child Development (Children's Unit) at Binghamton University was established in 1975. The Unit functions with the dual status of a private, State Education Department certified school and a University program. It provides intensive educational services to children with severe disorders: children diagnosed as having autism, developmental disabilities, emotional disturbance, or who have experienced sexual and/or physical abuse.

Children accepted to the Unit often have a number of different diagnostic labels, and these diagnostic categories are descriptive of the type of problems that are manifested by the child rather than selection criteria.

The Unit accepts children between 10 months and 11 years of age for the short term (two years on average), intensive program. Special emphasis is placed upon intensive early intervention for autism and related disorders.

Services are provided at no cost to parents. The Unit is an approved private school by the New York State Education Department, and thus admission is done in concert with the child's school district or county health department as appropriate.

The Children's Unit also conducts assessments:

- Early Intervention (15 to 35 Months)
 - Multidisciplinary Evaluation
 - Psychological Evaluation
 - Diagnostic Evaluation
 - *How do I refer my Child?
Get in touch with your Early Intervention Coordinator at your county's department of health.
- Preschool (3 to 5 Years)
 - Multidisciplinary Evaluation
 - Psychological Evaluation
 - Diagnostic Evaluation
 - *How do I refer my Child?

- School Age (about 5 to 12 years)
 - Educational Recommendations
 - Diagnostic Evaluations⁹¹

The Regional TRAIID Center at the Southern Tier Independence Center offers a Loan Closet for providers and families. Items for loan include bathing, personal care, and mobility aids, communication devices, adapted toys, seating and positioning aids, and recreation items, etc. for people of all ages.

The Tioga Co. Health Department received a \$5,000.00 grant to open resource libraries for families with children who have special needs at the Coburn Free Library in Owego and the Waverly Free Library. The resources include: books, DVD's for kids and adults that focus on emotional health, cognitive skills, and autism; toys and games for kids that help improve cognitive skills; and equipment that families can test at home such as compression vests, weighted vests and blankets, and tablets for nonverbal children. The child's therapist must accompany the family to the resource libraries to check out the items.

RACIAL AND ETHNIC COMPOSITION, CULTURE AND LANGUAGES

Broome County has experienced a decrease in population between 2010 and 2017. The recorded estimated population for the 2017 census was 193,639 and the 2010 census estimates a population of 200,689 (U.S. Census Bureau). Although the overall population of Broome County has decreased, our diversity has continued to increase. Broome County is the 19th most populated County in New York State. The 2017 population reflects a modest growth in diversity in persons/composition. The Hispanic/Latino composition increased from 4.0% of total population to 4.3% of total population and the Asian population increased from 4.4% of total population to 4.7% of total population (U.S. Census Bureau). Individuals reporting their race as black have also increased from 5.8% in 2015 to 6.0% in 2017, while our white population has decreased

from 86.8% to 86.1%. The increased diversity in local population appears to mirror the overall increase in population diversity throughout the United States.

As of 2016, the U.S. census highlights that United States citizenship in Broome County has declined from 97.3% to 97.2%. In comparison to the national average of 93% Broome County New York ranked higher in diversity with 97.2%. The rate in citizenship in Broome County is declining creating demographic changes for community organizations in Broome County to consider in their planning decisions. Between the years 2013- 2017 the foreign-born estimated population rose from 6.0% to 6.7%. Additionally, the 2015 census notes that an estimated 17,617 residents of the Broome County population speaks a language other than English at home (U.S. Census 2015). The increasing diversity of the local population will likely continue to rise, even though our overall population growth between 2010 and 2017 decreased (US Census 2017).

According to the Office of Temporary and Disability Assistance Bureau of Refugee services report a total of 1,281 refugees and 324 Special Immigrant Visas were resettled in New York State in 2018. This number may seem low in comparison to the total population. However 89% of refugees were resettled in Upstate New York Counties. With that being said Adult ESL classes are a growing need for many immigrants and refugees in the Broome County area. As previously noted, 9.4% of the local population speaks a language other than English at home (U.S. Census 2015). Without strong English language skills, it is difficult to be self-sufficient community members. Proficiency in English language enables immigrants and refugees to pursue educational and employment opportunities. Until recently, such trainings were not readily available to newcomers in the Broome County area. Although diversity is on the rise the number of available organizations to assist individuals is limited in Broome County. Since 1939,

the American Civic Association is a non- profit organization that can offer immigrants and refugees assistance with obtaining citizenship status/legal residency, ESL classes, employment training and social networking.

In Broome County, immigrants and refugees place many language demands on local service providers. Therefore a collaborate work approach from governmental agencies, human services providers, hospitals, court system, and numerous other organizations is needed to assist a growing population that lacks adequate English language skills. This language divide poses many challenges for both the newcomer and provider. Often newcomers unknowingly fail to access available benefits due to a lack of language skills. The local community needs to be proactive in addressing the increased need for language services. ESL programs must be available to prepare newcomers to be functional in English and organizations must have language services in place to address critical language divides.

The 2017 U.S. Census estimates there is a growing multi-diverse population in Broome County. As demonstrated in Table VI, each of the School Districts in Broome County experienced a slight decrease in minority populations during the 2018-2019 school years. This slight decrease does not change the notion that a greater population diversity shift is occurring which poses many challenges for the local communities. However, an aware and engaged community can neutralize/minimize such challenges.

Tioga County's population is predominantly white non-Hispanic and the Head Start children and families enrolled in the Tioga County Head Start program are comparable to the overall population of the county.

Table VI. Percentage of Minority Children within Family Enrichment Network Service Area by School District⁹²

SCHOOL DISTRICT	2015-2016	2016-2017	2017-2018	2018-2019
Binghamton City Schools	44%	53%	55%	54.9%
Johnson City Schools	35%	38%	38%	37.9%
Susquehanna Valley Schools (Town of Binghamton, Conklin, Kirkwood)	5.5%	9%	10%	9.8%
Chenango Valley Schools (Dickinson, Port Dickinson)	6.9%	9%	9%	6.9%

Tables VII and VIII compare the minority population based on the 2017 census along with the number of minority children attending Family Enrichment Network (Calculated by percentage). The ethnic make-up of Head Start families in the 2018-2019 program year differs from that of the general population in Family Enrichment Network's Broome County service area. The percentage of minorities served by Head Start exceeded the percentage of minorities in the general population as a whole, as illustrated in tables VII and VIII. In comparison to the 2018-2019 program year, changes in the racial/ethnic breakdown of Head Start families are as follows: an increase in the White population of 1.0%, and Native population remained the same and represented 0.6% of the Head Start population, the , there was a slight decrease in the Black population by 1.5% , Asian population decreased by 3.0%, 7.6% decrease in the Mixed/Other category. Overall, Tioga County Head Start families demonstrate a slightly higher percentage of diversity than the county's statistics.

Table VII. Hispanic and Non-Hispanic in Head Start to General Population⁹³

Broome County Program

	HEAD START FAMILIES 2018-2019 PROGRAM YEAR	BROOME COUNTY GENERAL POPULATION
Hispanic	7.6%	4.3%
Non-Hispanic	92.4%	95.7%

Tioga County Program

	HEAD START FAMILIES 2017-2018 PROGRAM YEAR	TIOGA COUNTY GENERAL POPULATION
Hispanic	0%	2.0%
Non-Hispanic	100%	98%

Table VIII. Percentage of Minorities in Head Start to General Population⁹⁴

Broome County Program

	BROOME HEAD START FAMILIES 2018-2019 PROGRAM YEAR	BROOME COUNTY GENERAL POPULATION
White	32.8%	86.1%
Asian	3.5%	4.7%
Black	30.9%	6.0%
Native	0.6%	0.1%
Other/Mix	21.1%	2.8%

Tioga County Program

	TIOGA HEAD START FAMILIES 2018-2019 PROGRAM YEAR	TIOGA COUNTY GENERAL POPULATION
White	82.3%	96.6%
Asian	0%	0.8%
Black	1.3%	0.9%
Other/Mix	16.4%	1.4%

During the 2018-2019 program years, the percentage of Head Start ESL families in Broome County is 19.2%, Tioga County 1.3%. Table IX breaks down the number of Broome and Tioga County Head Start families who spoke English as a second language during the past four program years. Thirteen different languages other than English were represented during the 2018-2019 program year.

Table IX. Language Spoken By Head Start Families Other Than English⁹⁵

LANGUAGE	NUMBER OF FAMILIES 2015-2016	NUMBER OF FAMILIES 2016-2017	NUMBER OF FAMILIES 2017-2018	NUMBER OF FAMILIES 2018-2019
Spanish	23	22	18	16
Laotian	0	1	0	0
Pushto	2	0	0	1
Arabic	11	9	12	14
Urdu	1	3	3	4

Kurdish	11	6	11	7
Creole	3	6	7	6
Portuguese	0	0	1	0
Chinese	1	2	0	2
Bosnian	0	0	0	0
American Sign	0	0	0	0
Japanese	1	0	0	0
Patio	1	0	0	0
Russian	1	0	0	0
Kareeni	2	1	3	3
Dogboni	1	0	1	1
French	0	2	1	0
Vietnamese	0	0	2	4
Indian	0	0	1	0
Mandarin	0	0	1	0
Armenian	0	0	0	1
Gujarati	0	0	0	1

Punjabi	0	0	0	2
TOTAL	59	52	62	62

According to the National Immigration Forum regarding Federal public benefits immigrants and refugees must acquire a lawful permanent resident status in order to qualify for programs such as SNAP, SSI, Medicaid and TANF. Meeting criteria set forth by Welfare Reform requirements continues to be challenging for ESL families. Several local agencies have been mobilized to assist this population with the transition from welfare-to-work, but it is difficult to find jobs in this fiercely competitive area, due to the decline of major industries. Employers have a significant number of potential applicants for positions, making it difficult for ESL applicants to compete. A long-term self-sufficiency often remains elusive even for ESL families with one or more wage earner, due to large family size and adherence to traditional belief systems with regard to gender roles and expectations.

Although a high percentage of people have limited English proficiency in Broome County, forms are seldom translated into another language. Children and family members are always asked to be the interpreters for clients with Limited English Proficiency. Children, family members, and friends are not the best interpreters because they are not professionally trained. Misinterpretation, omitting of important messages as well as withholding information can be a result. Professional interpreters, on the other hand, not only interpret the language, but also help bridge the cultural gap to eliminate misinterpretation. They are professionally trained with a code of ethics, which includes confidentiality, accuracy and completeness, respect for all parties, and more. More funding toward interpreter and translation services is needed.

Whereas Welfare Reform affects the population as a whole, there is one piece of legislation that affects only ESL families. Refugee's eligibility for Food Stamps was revised on November 2, 1998. The revised requirements state that certain refugees, asylees, and deportees are only eligible for SNAP for a total of seven years from their entry into the United States. Although this revised legislation offers refugees an extra two years of food stamps, it still pressures families with its many requirements and places additional burdens on other food programs, such as CHOW. All low income groups from diverse racial and ethnic backgrounds are faced with the same issues resulting from Welfare Reform:

- Unavailability of adequately paid jobs, a living wage
- Lack of public transportation when and where needed
- Need for wrap-around, non-traditional child care
- Education necessary to secure a job which leads to self-sufficiency
- Unable to obtain health insurance

With the increased need for supportive services in the area, it is imperative that those agencies who are working with families on the same goal partner and share resources. Achieving such a goal requires a high level of creativity and coordinated response by the entire community.

Some people from other cultures are not used to our system in the U.S. and many, especially immigrants from Asia, believe that getting government aid is a failure. As a result, many of them do not seek help. Information on the programs that are designed to assist needy families should be readily available for all populations in order to encourage and enable them to seek help.

The Mental Health Association of the Southern Tier, which serves people in the Southern Tier who have mental health diagnosis or are at risk, has both Compeer and Cultural Diversity

Programs. The compeer program is set up to build self-confidence, self-reliance, and healthy relationships by involving them in one-to-one friendships, innovative programs, and regular social contact. In addition, the American Civic association, due in part to mandates on our refugee population, offers assistance to those who need social services. Along with the assistance offered come the expectations to actively seek employment and attend English classes. If the refugee does not comply with the mandates, he/she will not receive any assistance.

UNMET NEED

According to US Census Bureau Quickfacts, Broome County had an estimated population of 193, 639 and Tioga County's estimated population was 48, 578 as of July 1, 2017, the latest data available. Of this population, Broome was estimated to have 5.2% under the age of five years old with Tioga having 5.1% under age five.⁹⁶ Within our Broome County service area during the 2018-2019 school year, Binghamton is the largest municipality and largest school district with 5371 students, Johnson City has 2465 students attending, Susquehanna Valley has 1412. In Tioga County during the 2018-2019 school year, Candor has 728 students attending, Newark Valley has 1106 students, Owego-Apalachin has 2043 students, Spencer has 908 students, Tioga Center has 936 students, and Waverly has 1485 students enrolled.⁹⁷

As a result of increased available Universal Pre-Kindergarten (UPK) dollars in New York State, school districts are encouraged to apply for programming funds, especially within districts that are considered to have at risk students. UPK, in New York State is generally for children who will be 4 years old prior to December 1st of each year, with many districts offering slots to 3 year olds. Districts within our service area for Broome County have nearly 500 combined full or half day UPK slots available to families; Tioga County has 330 combined full or half day UPK slots.⁹⁸ Family Enrichment Network currently has 103 Binghamton and 67 Johnson City UPK

collaborative slots in Broome County which offer full day (7 hours) programming for our families. Susquehanna Valley School District opened their first UPK classrooms in September of 2017, with two full day classrooms of 18 children each. In Tioga County, Candor School District opened two UPK classrooms of 18 children each, in January 2019, their first UPK classrooms in six years.

Competition within our service area for children over the last several years has resulted in fewer applications coming from families in our catchment areas. In Broome County, Binghamton has UPK classrooms in 7 district buildings, and have placed UPK slots with ten community agencies such as Family Enrichment Network (6 classrooms) and daycares.⁹⁹ Johnson City School District does not offer UPK slots within their buildings but partners with Family Enrichment Network (4 classrooms) and one other community agency. Daycares are able to offer working families longer hours of service, opening before 7:00 a.m. and remaining open until 6:00 p.m. in some instances. When UPK is offered at the daycare a family uses, their child benefits not only from the UPK curriculum but also less transitioning, remaining with the same staff and in the same space all day. When 66% of our families in both counties work full time, 35% work part time, and another 44% of others in the same household work either full or part time, daycare is a family need.¹⁰⁰

Another challenge to enrollment is full day sessions versus Center Base ½ day sessions. As previously mentioned, working families need full day care and struggle with finding daycares that will accept part time children who are enrolled in a Head Start program. Center Base ½ sessions are morning or afternoon and only four days per week, leaving families to scramble for care on Fridays and vacation days. The Binghamton UPK has placed many slots in local daycares who will no longer accept our children or buses because it is not cost effective for the

business. Families have expressed concerns over the number of transitions children who are in Center Base sessions and daycare have during each day. Currently we have 18 families who have requested a full day placement should the opportunity arise.

Active recruitment continues throughout the program year to fill openings such as door hangers, flyers to local agencies our families may frequent, school district sending flyers home to families with children in grades K – 3rd, word of mouth, visibilities, tear offs, site visits, and face to face contacts. We are presently sponsoring a contest for our families and staff who refer new families to the Head Start program and complete the pre-screening process. The winner will receive a gift certificate of their choice from a local donor. Available slots are filled as quickly as possible from children on the waitlist and applications.

IDENTIFICATION AND PRIORITIZATION OF ISSUES & PROBLEMS

This assessment indicates that the following community priorities need to be addressed by our Broome and Tioga Counties Head Start and Early Head Start program:

1. Provide longer day and fuller year programs for Head Start populations in Broome and Tioga Counties.
2. Continue promoting mental wellness and social wellbeing thru the full implementation of curricula including Pyramid, Second Step, Conscious Discipline, and assist parents in supporting their children's mental wellness by providing an array of parenting programs.
3. Work with all staff on building relationships with families.
4. Educate staff to better support Dual Language Learner (DLL) families transitioning into Head Start and Early Head Start programs and utilize resources; encourage DLL home languages throughout the program.
5. Identify effective ways of educating parents/guardians on the value of consistent medical and dental care.
6. Explore ways to expand vision care for children five and under, especially those on Medicaid.
7. Conduct professional development/staff training activities that pertain to mental health, substance abuse, challenging behaviors, etc.

8. Provide additional opportunities for parenting groups on topics including anger management, mental health, and substance abuse.
9. Provide education to staff about substance abuse resources for families.
10. Provide families with information on food programs and resources including the Summer Food Services Program, Mobile Food Pantries, etc. to reduce their food insecurities.
11. Educate families on child care options both formal and informal that will assist them in balancing their work/family needs.

Endnotes/References

- ¹ Bill passed to make Common Core optional support pre-K education-December 2, 2015, <http://www.wbng.com/internal?st=print&id=360205331&path=/news/local>
- ² Baldi, Stephane, Ed. et al. "Technical Report and Data File User's Manual: For the 2003 National Assessment of Adult Literacy." (NCES 2009-476).
- ³ Ibid.
- ⁴ Latta, Sara. "The Price of Low Literacy in Adults", November 2000.
- ⁵ Patrice de Broucker and Laval Lavallee. "Getting Ahead in Life", Summer 1998.
- ⁶ U. S. Department of Education, National Center for Education Statistics. (2008). The Condition of Education 2007 (NCES 2007-064), www.nifl.gov/nifl/facts/facts_overview.html.
- ⁷ Baldi, Stephane, Ed. et al. "Technical Report and Data File User's Manual: For the 2003 National Assessment of Adult Literacy." (NCES 2009-476).
- ⁸ Barbarin, Oscar et al. "Children Enrolled in Public Pre-K: The Relation of Family Life, Neighborhood Quality, and Socioeconomic Resources to Early Competence," American Journal of Orthopsychiatry. Apr 2006, Vol. 76 Issue 2.
- ⁹ Preparing for the New GED Test: What to Consider Before 2014, Working Poor Families Project: Policy Brief, Fall 2012. www.workingpoorfamilies.org
- ¹⁰ Education Department Releases 2015 High School Graduation Rates, January 11, 2016. <http://www.nysed.gov>.
- ¹¹ Binghamton HS: Only about 1 in 2 Graduated on Time in '15, January 11, 2016. <http://www.pressconnects.com>
- ¹² East Middle School parents raise bullying concerns to school board, January 19, 2016. <http://www.wbng.com/internal?st=print&id=365861641&path=/news/local>
- ¹³ Family Enrichment Network, Inc. Head Start^{Program} Community Assessment Parent Questionnaire, 2017-2018.
- ¹⁴ Family Enrichment Network, Inc. Head Start Program Community Assessment Parent Questionnaire, 2017-2018.
- ¹⁵ Lois J. Einhorn, Abraham Lincoln, and the Orator: Penetrating the Lincoln Legend (Westport, CT: Greenwood Press, 1992), 25, <http://www.questia.com/read/27419298>.
- ¹⁶ Gabbin, Alexander L. & Thomas, Judith A. W. "Promoting Financial Literacy" The CPA Journal. May 2014.
- ¹⁷ Ibid.
- ¹⁸ National Council on Economic Education. "Survey of the States: Economic and Personal Finance Education in Our Nation's Schools in 2004," A Report Card. March 2005.
- ¹⁹ Family Enrichment Network, Inc. Head Start^{Program} Community Assessment Parent Questionnaire, 2018-2019.
- ²⁰ Family Enrichment Network, Inc. Head Start^{Program} Community Assessment Parent Questionnaire, 2018-2019.
- ²¹ Bill passed to make Common Core optional support pre-K education-December 2, 2015, <http://www.wbng.com/internal?st=print&id=360205331&path=/news/local>
- ²² Ibid.
- ²³ Common Core State Standards Initiative. About the Standards. <http://www.corestandards.org/about-the-standards>.
- ²⁴ New York State Education Department. <http://www.oms.nysed.gov/press/CommonCoreStandardsP-12.html>
- ²⁵ 2000 US Census Demographic Profile Highlights, 2005-2009 American Community Survey 5-Year Estimates.
- ²⁶ Statewide High School Graduation Rate Shows Continuing Gains. December 18, 2014, <http://www.nysed.gov>
- ²⁷ Failing the Test, Center for an Urban Future, September 2011. www.nycfuture.org
- ²⁸ New York State Department of Labor, "Education Pays..." July 26, 2006.
- ²⁹ US Census Bureau, "The Big Payoff: Educational Attainment and Synthetic Estimates of Work-Life Earnings", July 2002.
- ³⁰ U.S. Department of Education; "The Condition of Education 2014" Institute of Education Sciences: National Center for Education Statistics; May 2012.
- ³¹ Ibid.
- ³² Patrice de Broucker and Laval Lavallee. "Getting Ahead in Life," Summer 1998.
- ³³ McAlpine, Lynn et al. "Reflection on Teaching: Types and Goals of Reflection," Educational Research and Evaluation 2004.
- ³⁴ Lockyer, Jocelyn et al. "Knowledge Translation: The Role and Place of Practice Reflection," Journal of Continuing Education in Health Professions; Winter 2004.
- ³⁵ Ibid.
- ³⁶ Program Leaders' Guide to Practice Based Coaching
- ³⁷ Johnson, Elizabeth and Sherraden, Margaret. "From Financial Literacy to Financial Capability among Youth," Journal of Sociology & Social Welfare. September 2007.
- ³⁸ Consultation with Jessie Sullivan, Broome County Department of Social Services, Director of Medical Services, February 2019
- ³⁹ Consultation with Natalie Thompson, Director of Employment and Transitional Supports, Tioga County Department of Social Services, February 2019

-
- 40 Broome County Community Health Assessment, 2013-2017, Appendix G, p36
- ⁴¹ Consultation with Natalie Thompson, Director of Employment and Transitional Supports, Tioga County Department of Social Services, February 2019
- ⁴² New York State Department of Health Child Health Plus Enrollment Table
- ⁴³ Consultation with Jessie Sullivan, Broome County Department of Social Services, Director of Medical Services, February 2019
- 44 Head Start Community Assessment Parent Questionnaire 2018-2019.
- ⁴⁵ Consultation with Jessie Sullivan, Broome County Department of Social Services, Director of Medical Services, February 2019
- ⁴⁶ Consultation with Jessie Sullivan, Broome County Department of Social Services, Director of Medical Services, February 2019
- 47 Consultation with Jessie Sullivan, Broome County Department of Social Services, Director of Medical Services, February 2019
- 48 Consultation with Jodie Sisson, Lourdes Mobile Dental Unit Coordinator, Lourdes Center for Oral Health February 2019
- 49 Consultation with Mary Savage, RDH, UHS Dental Services January 2019
- 50 Consultation with Maureen Hankin, Broome Community College Dental Hygiene Program Chairperson, January 2019
- 51 Consultation with Susan Medina, RDH, BS, Director of Dental Health Services, Tioga Mobile Dental Services, Tioga County Health Department, January 2019.
- ⁵² Family Enrichment Network Head Start Dental Schedule
- 53 Consultation with Peter Haff, Ground Water Management Specialist, Broome County Health Department, February 2017
- xiv Consultation with Marian Hollander, BSN, RN, Broome County Health Department;; Melanie Miller, RN and Amy Fancher, RN, Tioga County Public Health Department Public Health Nurses, February 2019
- ⁵⁵ Consultation with Jaime Welch, Broome County Health Department Lead Poisoning Prevention Program; Melanie Miller, RN, Tioga County Public Health Department Public Health Nurses, January, 2019
- 56 Womenshealth.gov. Prenatal Care Fact Sheet, last updated July 16, 2012.
- 57 Mothers & Babies Perinatal Network 2014 Broome County Maternal Child Health Statistics
- ⁵⁸ Consultation with Patti Basmajian, deMarillac Clinic Social Worker, January 2018
- 59 Mothers & Babies Perinatal Network Annual Report July 2017- June 2018
- 60 Consultation with Karen Colson, Early Head Start Socialization Specialist, January 2019
- ⁶¹ Akinbami, L. J., Simon, A. E., & Rossen, L. M. (2016). Changing trends in asthma prevalence among children. Centers for Disease Control and Prevention (2017a). Most recent asthma data. Retrieved from https://www.cdc.gov/asthma/most_recent_data.htm
- National Center for Health Statistics (2017). Asthma. Retrieved from <https://www.cdc.gov/nchs/fastats/asthma.htm>
- ⁶² Zahran, H. S., Bailey, C. M., Damon, S. A., Garbe, P. L., & Breyse, P. N. (2018). Vital signs: Asthma in children - United States, 2001-2016. MMWR. Morbidity and mortality weekly report, 67(5), 149-155. doi:10.15585/mmwr.mm6705e1
- ⁶³ Broome County Health Department. (n.d.). Broome County Community Health Assessment 2013-2017. Retrieved from <http://www.gobroomecounty.com/files/hd/cha/Broome%20County%20Community%20Health%20Assessment%202013-2017.pdf>
- ⁶⁴ NYWorks. (2014). Regional Economic Development Council of the Southern Tier opportunity agenda strategy: 2014. Retrieved from <https://regionalcouncils.ny.gov/sites/default/files/2018-04/STREDC-Opportunity-Agenda-Strategy-2014-draft-5-24-14.pdf>
- ⁶⁵ U.S. Census Bureau (2017). American Community Survey 5-year estimates. Retrieved from Census Reporter Profile page for Census Tract 139, Broome, NY <https://censusreporter.org/profiles/14000US36007013900-census-tract-139-broome-ny/>
- ⁶⁶ Broome County Health Department. (2016). Broome County community health assessment 2016-2018 update. Retrieved from <http://www.gobroomecounty.com/files/hd/2016-2018%20Broome%20County%20CHA%20-%20Rev%202-3-17.pdf>
- ⁶⁷ U.S. Census Bureau (2017). American Community Survey 5-year estimates. Retrieved from Census Reporter Profile page for Census Tract 139, Broome, NY <https://censusreporter.org/profiles/14000US36007013900-census-tract-139-broome-ny/>
- ⁶⁸ Broome County Health Department. (2016). Broome County community health assessment 2016-2018 update. Retrieved from <http://www.gobroomecounty.com/files/hd/2016-2018%20Broome%20County%20CHA%20-%20Rev%202-3-17.pdf>
- ⁶⁹ Judith Quaranta RN, PhD, Clinical Associate Professor, Decker School of Nursing, Binghamton University, February 2019
- 70 Consultation with Jack Seman, CHOW Program Director, Broome County Council of Churches, January 2019.
- 71 Tioga Opportunities website February 2019
- ⁷² Tioga Opportunites 2015 Annual Report
- 73 Consultation with Michelle Figuerado, Women, Infant, and Children Nutrition Services Director, Broome County Health

-
- Department. January 2019
- ⁷⁴ Consultation with Lorinan Spatola-Davis, WIC Program Coordinator, Tioga Opportunities Inc., February, 2019
- ⁷⁵ SUNY Medication Administration Training Program, NYS, OCFS.
- ⁷⁶ Broome County Mental Health Dept., Consultation with Lynne Esquivel, MPA, CCSI Performance Management, and Amanda McIntyre-Silvanic, SPOA Coordinator, February 2019.
- ⁷⁷ Broome County Department of Social Services Annual Report 2017
- ⁷⁸ *ibid*
- ⁷⁹ 2018-2019 Head Start Community Assessment Parent Questionnaire
- ⁸⁰ Broome County Public Transportation; website: gobroomecounty.gov 2019
- ⁸¹ Press and Sun Bulletin article, Tioga Legislators halt transportation, February & July 2016
- ⁸² NYS Department of Labor, Christian Harris, Regional Labor Market Analyst – Southern Tier Region 2019
- ⁸³ 2017-2017 Broome and Tioga Community Assessment Parent Questionnaires
- ⁸⁴ Family Enrichment Network, Inc., Head Start Program Statistics, February 2019.
- ⁸⁵ Broome County Health Department, ECDC Consultations with Laurie Wightman, January 2019.
- ⁸⁶ ECDC, Information provided by Laurie Wightman, Program Director, ECDC February 2019.
- ⁸⁷ Broome County Health Department, Information provided by Vickie Wychock, Early Intervention Program Coordinator and Trina Cooney, Director of Children with Special Needs Programs February 2018.
- ⁸⁸ Information provided by HCA Diagnostic/Treatment Services, February 2019.
- ⁸⁹ Information provided by High Risk Birth Clinic, February 2019.
- ⁹⁰ The Association for Vision Rehabilitation and Employment website, February 2019.
- ⁹¹ The Institute for Child Development at Binghamton University website, February 2019.
- ⁹² data.nysed.gov 2017-2018, January 2019
- ⁹³ iImmigrationforum.org 2018, February 2019
- ⁹⁴ Family Enrichment Family Profile 2018-2019, January 2019; U.S. Census 2017, 2016, 2015
- ⁹⁵ Family Enrichment Family Profile 2018-2019, January 2019; U.S. Census 2017, 2016, 2015
- ⁹⁶ Family Enrichment Network Family Profile 2018- 2019, January 2019
- ⁹⁷ US Census Bureau Quickfacts, Broome County, 2019.
- ⁹⁸ NYSED.gov 2019.
- ⁹⁹ *Ibid.*
- ¹⁰⁰ Binghamton School District website, 2019.
- ¹⁰⁰ Family Enrichment Network HS/EHS Community Assessment Parent Questionnaire, 2018-2019

SPECIAL EDUCATION SERVICES PROGRAM

Introduction

Family Enrichment Network initiated its services to preschoolers with disabilities in September of 2002. The program at that time was limited to 12 students. With the consolidation of Broome County services at Cherry Street, our program expanded to serve a potential 24 children and their families. The program then continued to expand to meet identified needs in Broome, Chenango, and Cortland counties. In addition, counties outside of this catchment area, such as Delaware, Otsego, Madison, and Tioga, have enrolled preschool children in our programs. The Community Assessment process has enabled us to maintain an ongoing dialogue with our county and school district partners to identify changes in service delivery/needs and to establish partnerships to address those needs. Based on these shared planning efforts our Special Class Integrated Setting (SCIS) options have grown to include:

Broome County: Approved for 60 SCIS slots – 3.5 hour duration

Chenango County: Approved for 32 SCIS slots – 3.5 hour duration

With regret, we closed our Cortland County SCIS program August 2015 due to a trend of low enrollment numbers.

In addition, we have seen steady growth in the number of children referred to our agency for Preschool Evaluations, Special Education Itinerant Services (SEIS), and Itinerant Related Services.

INFORMATION ON CHILDREN WITH DISABILITIES

Since 1975, children with disabilities from birth through age 21 have been guaranteed a free and appropriate public education. In New York State, the Department of Health is the lead agency for birth through three services (called Early Intervention) and the Department of Education is responsible for children ages three through twenty-one.

Each school district has established a Committee on Preschool Special Education (CPSE) to oversee the referral, evaluation, determination of eligibility, and provision of services for those children ages three through five.

INFORMATION ON CHILDREN WITH DISABILITIES

The following table provides a snapshot of services provided to children ages birth-5 in Broome County for 2018.

Broome County Early Intervention and Preschool Services

Source: Broome County Health Department Division of Children with Special Needs

A Multi Year Comparison of Broome County's Early Intervention Programming

Year	# of Active Cases	# of Referrals
2014	850	419
2015	872	445
2016	706	455
2017	748	487
2018	842	532

Eligible Services	<u>2017</u> # of Children (Duplicated Services Possible)	2018 # of Children (Duplicated Services Possible)
Speech Services	263	262
Special Instruction	267	263
Physical Therapy	195	265
Occupational Therapy	204	195
Family Training	12	13
Social Work	18	14
Vision Services	0	0
Core Evaluations	423	458
Supplemental Evaluations	151	130

A Comparison of Broome County's CPSE Service Delivery Models for 18/19 School Year (as of 2/1/19)

Service	Type of Service	Number of Children	Percentage
Related Service	Speech Therapy	375 (295+80 TBD)	44% of duplicated count
	Occupational Therapy	187 (135+52 TBD)	22% of duplicated count
	Physical Therapy	67 (56 + 11 TBD)	8% of duplicated count
	Aides (1:1 and shared)	(39 in program; 13 preschool or HS)	33% of integrated program children; ~7% of unduplicated
Special Education Itinerant Teacher	Minimum of 2 hours per week	49 (27+22 TBD)	~6% of duplicated count
Integrated Program	3 Hour Day	68	~9% of unduplicated count
Integrated Program	3.5 Hour Day	44	~6% of unduplicated count
Integrated Program	5 Hour Day	8	~1% of unduplicated count
Special Class Program	5 Hour Day	21	~3% of unduplicated count
Total (Duplicated Count)		858	
Total (Unduplicated Count)		754	

Please note: The Total represents a duplicated number of children (a child may be receiving more than one related service or related services plus SEIT). Also the amount of related service reflected does not include the amount of related services provided to children in Integrated Programs.

Annual statistics show that 2018 Early Intervention active cases and referrals were lower than the previous year. EI speech has decreased from last year. We also see that if children have an

EI provider and are not on a waitlist, they remain in EI until their last possible date instead of moving to CPSE for service. Our department monitors County information carefully, as it is one factor that may predict the level of services needed in our community when children turn three and can access programs and services at FEN.

Broome General Program Description

Family Enrichment Network's Special Class in an Integrated Setting (SCIS) program helps children with special needs address their learning deficits and build skills for future success in kindergarten and beyond. We support our children in reaching the individual goals/objectives on their Individual Education Programs (IEPs) by making the necessary accommodations in materials and activities to help them with their social, emotional, physical, and cognitive growth. Our staff provides specially designed individual instruction, modeling, and encouragement to children while they participate in a quality inclusive preschool environment.

In Broome County, we currently offer two models. The first, in collaboration with the Family Enrichment Network's Head Start program, is housed at Cherry Street. We work with staff in two classrooms, each classroom offering two half-day sessions (morning and afternoon, 3.5 hours each). Each session serves six children with special needs integrated with 10 Head Start children. Special education teachers work with the Head Start staff to create weekly lesson plans and prepare the classroom environment so that every child receives quality programming within the least restrictive environment possible. Classroom teams also work closely with the children's therapists to promote language and motor growth across all settings. In many instances, children receive related services within the classroom to reduce the number of transitions and to increase generalization of skills.

The second model of collaborative programming in Broome County is our SCIS/ Universal Pre-Kindergarten (UPK) classrooms at Horace Mann Elementary (Binghamton CSD) and Linnaeus W. West (Union-Endicott CSD). Each of these sites offer integration within district funded Universal Pre-Kindergarten Programs. Each site operates using a 16:2:1 ratio with 10 typically developing UPK students, six preschool students with special needs, two teachers (one general education certified, one special education certified) and one classroom teaching assistant. (The Family Enrichment Network is responsible for hiring both the special education staff and the certified general education teachers for these sites. While the district provides assistance in referral of UPK students, FEN is responsible for completion of enrollment and intake for these students. The district provides curricular oversight and training opportunities for both the general education and special education staff. Enrollment at both sites this year has been at 100% (as of February 1).

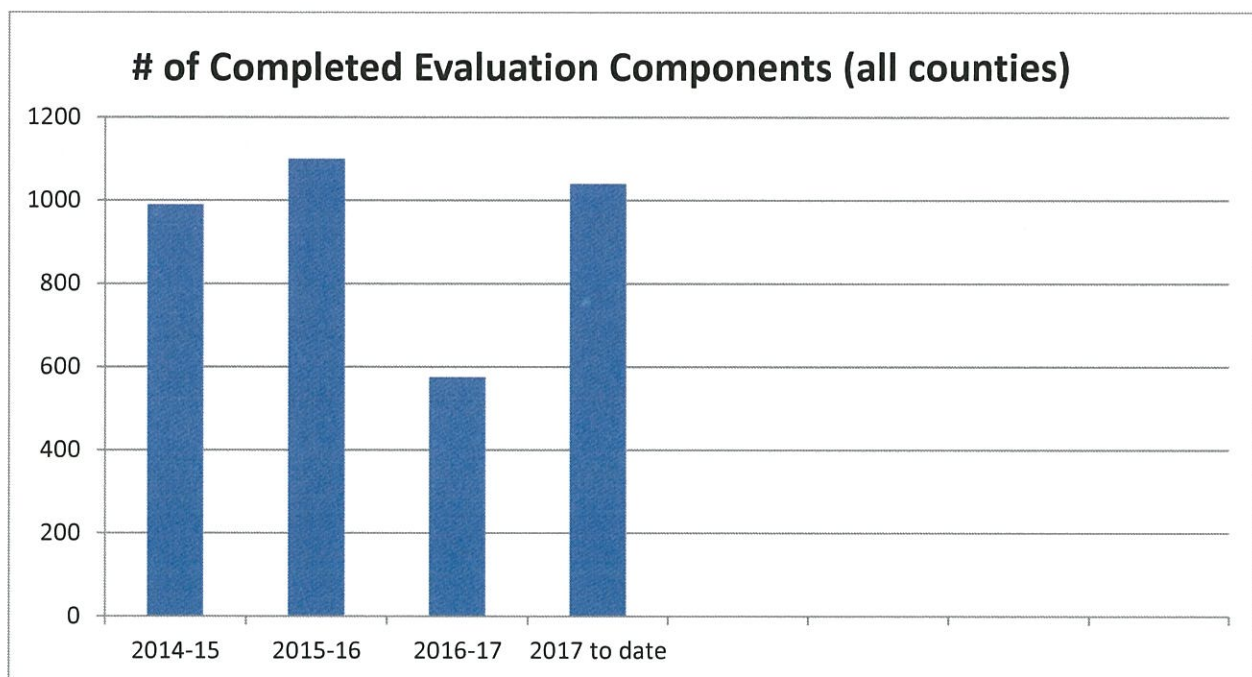
In 2014, the Binghamton CSD received additional SED funding to expand some of their UPK programs from half-day to full day. Horace Mann was one of those sites to offer full day UPK to families. The Binghamton CSD has been a strong partner sharing resources and including our staff in trainings and local conferences.

As of February 2018, 48/48 places are filled and we had to apply for six variances.

Multi-disciplinary Evaluations

When a child is referred for an evaluation, the approved agency will complete several mandated components – psychological evaluation, social history, and a speech, educational, occupational therapy, and/or physical therapy evaluation, depending on the child’s presenting needs. As of January 31, 2019 we have completed 465 evaluation components at our Broome evaluation site and 173 evaluation components at our Chenango evaluation site. This year the evaluation team in Broome County has seen an increase in referrals from Tioga County school districts and a few referrals from Chenango County school districts.

We continue to be one of five approved agencies/school districts that conduct preschool evaluations within Broome County. Our agency offers up to 10 psychological evaluation slots per week. Some of our psychological evaluations in Broome County are completed by a Licensed Clinical Psychologist which enables the County to receive Medicaid funding for evaluations completed by our team. Our department continues to employ a school psychologist in addition to retaining the contracted clinical psychologist.



Progress on Prior Need to Improve the Timeliness of Evaluations:

An important aspect of our evaluation team is to ensure that evaluation reports are completed in a timely manner so that districts can meet SED time requirements and families have information prior to their child’s CPSE meeting. The following tables represent the timeliness of evaluations completion over a four-year period. The first table shows the time from conducting the evaluation to receiving the report in the SES office. The second table captures the time from the date SES receives a district referral for evaluation to the date the evaluations are sent out to the district. We continue to closely monitor these timeframes in order to make recommendations to strengthen our internal

process.

Broome Evaluation Timeframe for 2018 -19 (through January 2019)

Timeline from conducting the evaluation to receiving the report in the SES office.

Evals Done	# of Evals	0-7 days	8-14 days	15-21 days	22-30 days	Over 30 days
Psych	117	87	20	4	3	3
ST	93	85	7	1	0	0
OT	53	24	17	6	4	2
PT	36	20	14	2	0	0
ED	16	14	1	1	0	0
Total	315	230	59	14	7	5
Percent		73%	19%	5%	2%	<2%

Broome Evaluation Timeframe for 2017-18 (through Jan. 1, 2018)

Timeline from conducting the evaluation to receiving the report in the SES office.

Evals Done	# of Evals	0-7 days	8-14 days	15-21 days	22-30 days	Over 30 days
Psych	110	78	24	5	2	1
ST	97	81	14	2	0	0
OT	75	48	13	7	5	2
PT	42	27	15	0	0	0
ED	25	16	8	1	0	0
Total	349	250	74	15	7	3
Percent		72%	21%	4%	2%	<1%

Broome Evaluation Timeframe for 2016 - 17 (through January. 31, 2017)

Timeline from conducting the evaluation to receiving the report in the SES office.

Evals Done	# of Evals	0-7 days	8-14 days	15-21 days	22-30 days	Over 30 days
Psych	106	79	13	5	6	3
ST	75	70	4	0	1	0
OT	51	36	5	9	1	2
PT	31	15	15	1	0	0
ED	18	13	2	2	1	0
Total	281	213	39	17	9	5
Percent		76%	14%	6%	3%	1%

Broome Evaluation Timeframe for 2015-16 (through January 31, 2016)

Timeline from conducting the evaluation to receiving the report in the SES office.

Evals Done	# of Evals	0-7 days	8-14 days	15-21 days	22-30 days	Over 30 days
Psych	92	70	11	3	4	4
ST	69	60	7	2	0	0
OT	53	11	18	16	6	2
PT	28	8	16	4	0	0

ED	19	10	6	1	1	1
Total	261	159	58	26	11	7
Percent		61%	22%	10%	3%	2%

Timeline- From date referral received from the school district to completed evaluations sent back to the district July 1 through January 31 of each year.

18 - 19	0-30	31-60	61-90	91-120	120+
Children Eval'd	9	86	81	5	1
Percent	5%	47%	45%	3%	<1%

17-18	0-30	31-60	61-90	91-120	120+
Children Eval'd	21	90	76	5	1
Percent	11%	47%	39%	3%	<1%

16-17	0-30	31-60	61-90	91-120	120+
Children Eval'd	14	87	25	3	1
Percent	11%	67%	19%	1%	<1%

15-16	0-30	31-60	61-90	90-120	120+
Children Eval'd	14	87	25	3	1
Percent	11%	67%	19%	2%	<1%

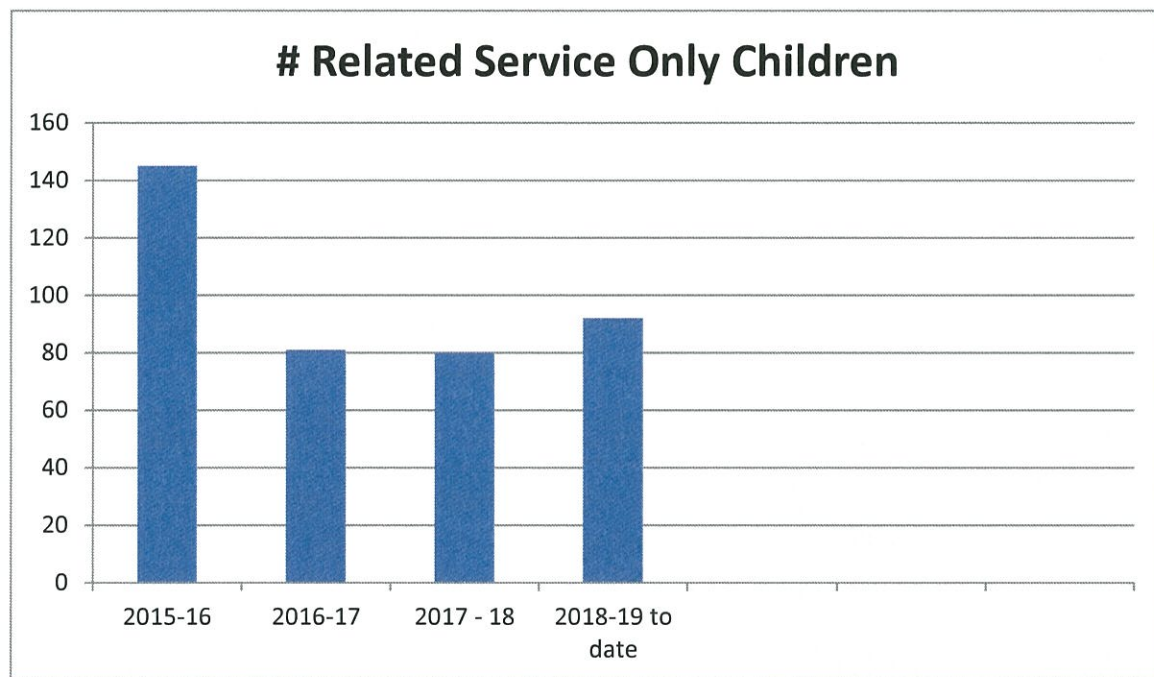
Discussion: SES continues to monitor the number of evaluation slots per month in order to meet the needs of districts requesting evaluations. The limited number of psychological and pediatric therapy professionals who can provide these evaluations can also prolong the process. The number of evaluations a child is recommended to receive, can also impact the timeliness of evaluations as well.

Many of the evaluations taking more than 60 days to complete are due to parents' failure to respond to phone calls, not showing up for evaluations, cancellations, child absences, or parent/teacher failure to return paperwork in a timely manner necessary for completion of evaluations. (Ex. for psychological evaluations a social history packet and a social emotional questionnaire; for OT evaluations a sensory profile; for educational evaluations cognitive and social-emotional questionnaires). To address these issues we continue to employ the use of our social worker and Head Start Family Advocates to deliver necessary paperwork and follow up with parents on missing items. Additionally, by mid-November, therapists have increased their caseloads which may mean there are fewer evaluations time slots available. Limited resources for clerical support may also cause delays in the process. The CPSE chairperson's response to our evaluation process indicate that we provide quality, informative and thorough evaluation reports, however, concerns still exist in regards to timeliness.

Itinerant Related Services Provided by Family Enrichment Network

In Broome County we continue to provide speech therapy, occupational therapy, and physical therapy as related services to children in their natural environments including Head Start, UPK, private preschools, and day care settings. We have a strong Broome related services team which includes:

- 5 full time Speech/Language Pathologists
 - We are currently advertising for additional Speech Language Pathologists
- 2 full time Occupational Therapists / 1 part time Occupational Therapist
- 1 part time Physical Therapist/1 full time Physical Therapy Assistant.



Note: Chart indicates total of different children receiving a related service through Jan, 31 of each year and who are not in a SCIS class.

Discussion:

A continued concern held by all Broome County participants is the decreased capacity to provide related services in Broome County. Many therapists have left Early Intervention and CPSE due to changes in how providers will be reimbursed and because reimbursement rates have remained relatively low in Broome County and NYS compared to other NYS counties and other states. As a result, there are growing numbers of children in EI and CPSE that are waiting for services. This has created a situation in which more children enter the CPSE earlier and with greater needs. Unfortunately, related service numbers are not stable. Historically, there is a spike in need from January -June and then a dramatic decrease over the summer and fall, making it difficult for an

agency to maintain that higher level of staffing. It should be noted that Broome County only provides **new** contracts to agency providers and no longer to private providers. Also numerous private providers have moved out of the area.

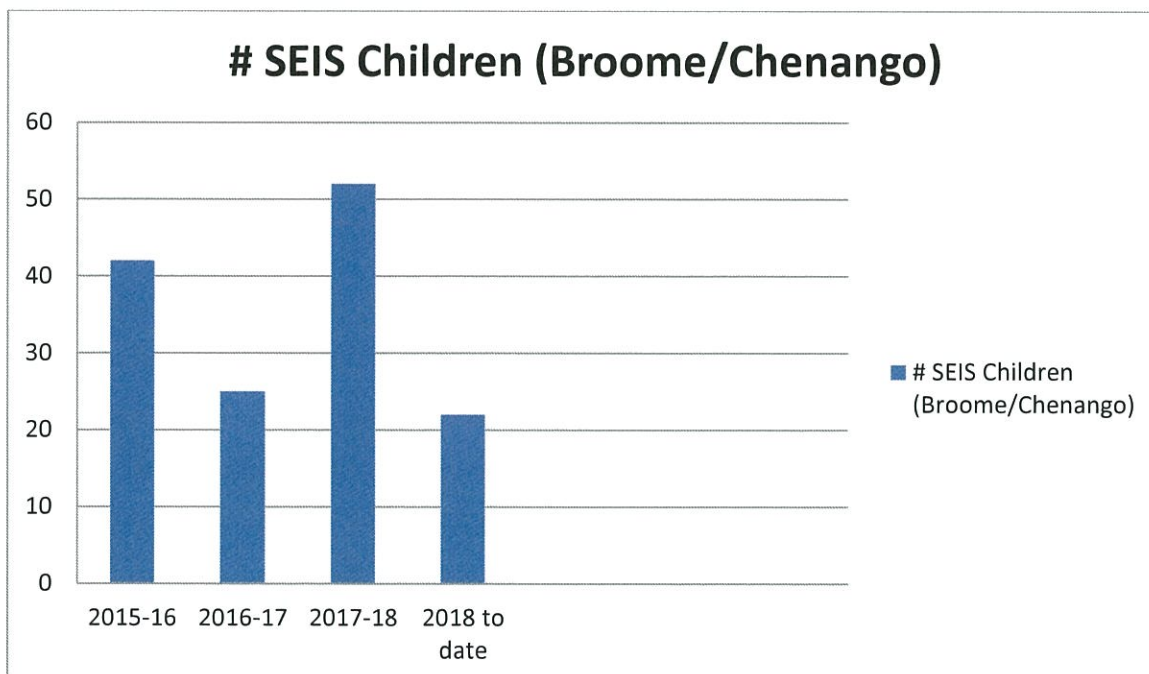
Broome Special Education Itinerant Services (SEIS)

In the SEIS model, a certified special education teacher provides specially designed pre-academic and/or social skill instruction to an individual child or small group of children. The child might receive this support in a Head Start class, typical preschool class, day care or home setting. SEIS can be no less than two hours per week. This model is implemented in many cases as a step prior to recommending a special class in an integrated setting.

Family Enrichment Network continues to be one of the few providers of SEIS throughout our catchment area. Many providers have discontinued this service due to the inherent difficulties in providing this service in a cost effective manner.

Family Enrichment Network has a need for FTE Special Education Itinerant Service teachers to support Broome and Chenango County children. Currently FEN has 1 FTE Special Education Itinerant Service teachers. And we need more SEIS teachers. However, we still have a waiting list of eleven children in need of Special Education Itinerant teacher services.

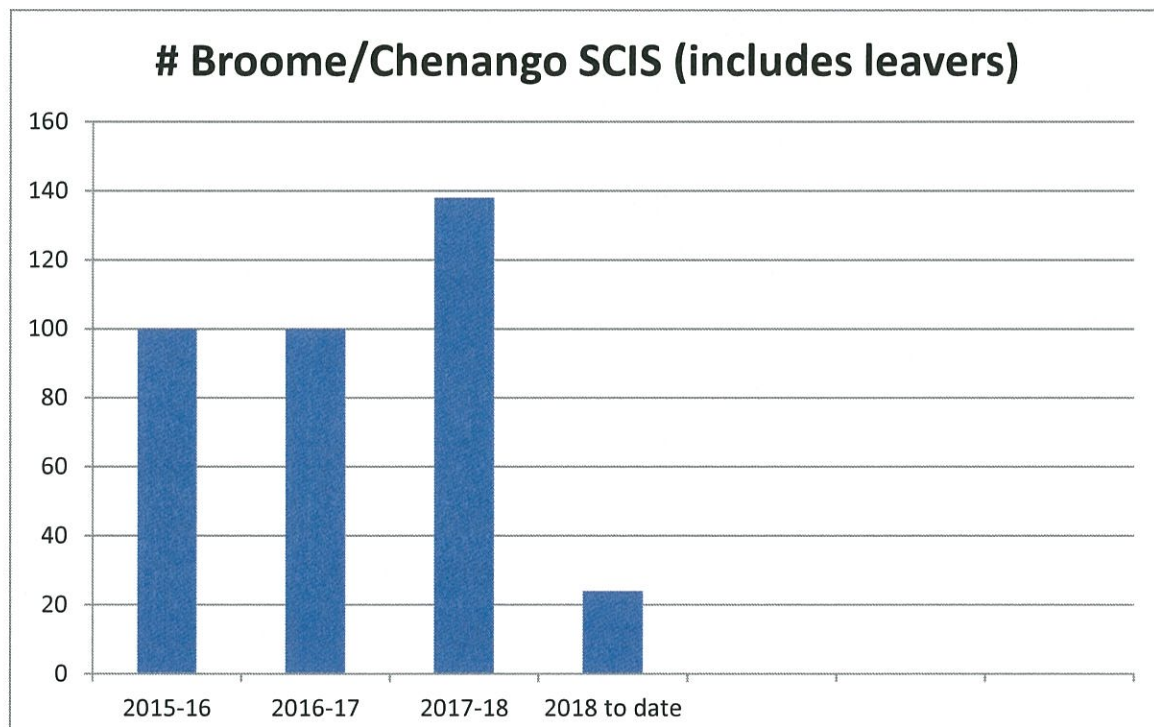
The CPSE chairperson's response to meeting therapy needs included increased funding to pay and retain therapists, teachers, and an overall need for more related service providers in Broome County to meet the children's needs. Responses in regard to timeliness of progress reports and annual review reports ranged from "no concerns, all were done well and in a timely manner" to "more evaluation slots are needed to meet timelines". The Broome County CPSE Chairpersons expressed that we expand to meet children's needs.



Discussion: Special Education Itinerant Services continues to be a fiscal concern because of the geographic location of students (changes annually) and time lost in travel. We continue to monitor any potential changes to the rate setting methodology for this program and its implications for our financial stability.

Special Class Integrated Setting (SCIS)

The Special Class Integrated Setting has expanded since its initial opening in 2002. We have a potential of 60 openings in Broome County. As of February 2019 48/48 program openings have been filled. At our Chenango site we have 32/32 program opening filled. With variances we have 50/48 (Broome) 34/32 (Chenango) openings filled.



Discussion: Community Assessment Committee members continue to be concerned about the placement options for children referred later in the school year. Although SCIS classes are fully enrolled for the 18-19 school year, SES would be able to enroll a limited number of children beyond our ratio by applying for a variance. For those children who are referred to a program after April, more than likely they will begin their enrollment during the summer.

The Community Assessment Team also expressed concern regarding the increase in children with severe behavioral needs. More children are being classified with severe management needs. Often these children are very bright and are able to meet preschool benchmarks, but have great difficulties with peer and adult interactions, following routines and rules, and moving through transitions. Some have been expelled from their day care or preschool programs. They do not match the profile of children placed in current integrated classrooms, so SEIS and an aide may be recommended by the CPSE. However, this is generally not successful as the child needs full time special education support. There was much discussion by our Broome county partners (County, districts) to develop a special education program to meet the needs of these children.

Chenango County Services

The following table provides a snapshot of services provided to children ages birth-5 in Chenango County. *Please note that this information is not up-to-date as the County was unable to provide us with the updated information.*

A Multi Year Comparison of Chenango County's Early Intervention Programming

Year	# of Active Cases	# of Referrals
2012	45	79
2013	132	104
2014	156	108
2015	94	134
2016	96	134
2017	86	122

Eligible Services	2012	2013	2014	2015	2016	2017
Speech Services	23	47	33	30	62	56
Special Instruction	9	11	13	8	8	9
Physical Therapy	15	38	32	45	40	34
Occupational Therapy	4	16	23	21	35	21
Family Training						
Social Work						
Vision Services	2	0	2	0	0	1
Core Evaluations						
Supplemental Evaluations						

A Multi Year Comparison of Chenango County's CPSE (3-5) Programming

Year	2012-13 As of 2/22/13	2013-14 As of 3/1/14	2014-15 As of 2/27/15	2015-16 As of 6/24/16	2016- 2017 As of 4/6/17	2017- 2018 As of 2/26/18
# Active Cases	98	120	116	163	133	115
# Enrolled in Integrated Preschool Settings/% Enrolled	20-29.5%	30-25%	34-28%	46-28%	37-28%	38-33%
# Receiving Related Serv/% RS	68-70.5%	90-75%	87-72%	117-72%	96-72%	77-67%

**A Comparison of Chenango County's CPSE Service Delivery Models for 2015-16
(As of February 1, 2016)**

Service	Type of Service	Number of Children	Percentage
Related Service	Speech Therapy	62	54
	Occupational Therapy	24	21
	Physical Therapy	10	9
	Aides (1:1 and shared)	2	2
Special Education Itinerant Teacher	Minimum of 2 hrs/wk	13	11
Integrated Program	2.5 Hour Day	4	3
Integrated Program	3 Hour Day	32	28

Integrated Program	3.5 Hour Day	2	2
Special Class	5 Hour Day		
Total (Duplicated Count)		149	
Total (Unduplicated Count)		115	

Special Education Itinerant Services – Family Enrichment Network began providing Special Education Itinerant Teacher (SEIT) services in 2006 for Chenango County. During the 2009-10 school year we saw a reduction in the number of children referred for SEIS. During the 2012-13 school year, we had children on a waitlist. We continue to support full time SEIT services, have a wait list, and could provide more SEIT if we could find a qualified and willing candidate. In February 2018, we hired a new SEIT provider; unfortunately she was injured and was out for over 8 months. After six months another SEIT provider was hired; she currently has a full schedule and there are children on the waiting list. There is a need for more SEIT services; however, it is difficult to find qualified individuals who are interested in this type of work. There are long distances to travel through four counties, and the time spent in travel and the cost of mileage impact cost effectiveness. Children have made significant progress through the program, and districts, parents, and counties report they appreciate our providing this service.

Multidisciplinary Evaluations – We have a full evaluation team set up at our Chenango Broad Street site to provide evaluations to determine eligibility for initial referral as well as supplemental evaluations. We have worked diligently to provide evaluations in a timely manner, at times bringing therapists from Cherry Street to Norwich in order to provide additional evaluation slots when referrals have increased. At this time Family Enrichment Network is the only agency in Chenango County conducting evaluations.

Norwich site: Evaluation Timeframe for February 2018-February 2019

Evals Done	# of Evals	0-7 days	8-14 days	15-21 days	22-30 days	Over 30 days
Psych	99	43	12	10	3	6
ST	86	35	15	5	5	4
OT	43	18	12	4	4	0
PT	39*	1	6	2	10	6
ED	5*	0	0	1	2	0
Total	272	97	45	22	24	16
Percent		36%	17%	8%	9%	6%

*evaluations may not have been completed or returned to date

Norwich site: Timeline- From date referral received to completed evaluations sent back

February 2018- February 2019	0-30	31-60	61-90	91-120	120+	Withdrawn	Not Completed**
Children Eval'd: 120	3	18	26	26	11	7	29
Percent	2%	15%	22%	22%	9%	6%	24%

** These 29 referrals were received and the evaluations begun; however the evaluations have not been completed.

During this past year many of the evaluations took a long time to complete due to children not showing up for their scheduled appointments; a new date then needed to be scheduled. Due to the high referral rate, the new appointments were scheduled out 2-4 months.

Special Class in an Integrated Setting: In July 2012, integrated classes were expanded to Chenango County in Norwich. Family Enrichment Network collaborated with the DCMO BOCES to provide two morning and two afternoon integrated 8:1:3 classes. The 8:1:3 designation is considered an enhanced model whereby eight children with severe needs receive support from a special education teacher and three classroom aides, eliminating the need to hire individual one-on-one aides. Since the beginning of the program, we have continued to have approved variances to increase the number of students in these classes to nine; we have

continued to fill these variances in all sections of our preschool. In September 2018 Family Enrichment Network became a licensed daycare provider for our site here in Norwich. As the DCMO BOCES daycare does not meet the same criteria, our programs split. Nevertheless we continue to house our programs in the DCMO BOCES building and are now able to offer daycare services to other families.

Discussion of Chenango County Community Assessment Participants 2018

The following items were discussed at the Chenango County Community Assessment meeting and rated in terms of priority. Many of the needs were on-going from the previous year.

- 1) Hiring of staff to meet the IEP services of children
- 2) Continue to monitor the evaluation timeline
- 3) Continue to provide all evaluation appointments in one day, due to transportation difficulties of families
- 4) Continue to increase communication among the county, FEN, and component school districts
- 5) Parent Training, either short-term or all year, could be a psychologist or SEIT teacher, but preferably by a Social Worker
- 6) Counseling for children with mental health needs
- 7) Providing training to teachers on child development
- 8) Implementing a screening program at Norwich School District to eliminate referrals being made for age appropriate development

Some of these discussed needs will be more difficult to provide than others. For example, we changed our evaluation schedule so that all evaluation components are held on the same day to assist parents with transportation challenges. However new challenges were discovered with the children not wanting to participate in multiple evaluations; they would tire after the first evaluation, thus skewing the results of the next evaluations. Several of the needs are dependent upon our ability to hire qualified staff and there is a shortage in this area.







District chairs expressed appreciation for the quality of services, both for the evaluation process and for integrated programming services. Suggestions have been made to open more

preschool classrooms to meet the needs to the children that are not being serviced. Unfortunately this falls in the category of our ability to hire qualified staff and there is a shortage in our area.

PARENT SURVEY SUMMARY AND DISCUSSION BROOME COUNTY 2018/2019

Question	Total # Respondents	Responses
I feel comfortable contacting my child's teacher and/or therapist.	20	19-yes 1-maybe -no
I receive frequent feedback from my child's teacher and/or therapist about my child's progress	20	16-yes 2-maybe 2-no
I would be interested in attending parent informational sessions.	20	13-yes 5-maybe 2-no
Was your child evaluated by Family Enrichment Network? If so, was the experience a positive one?	20	14-yes 1-maybe 5-no
I am satisfied with the overall special education program and services provided by the Family Enrichment Network.	20	19-yes 1-maybe -no

BROOME INTEGRATED PROGRAM PARENTAL RESPONSE'S

<ul style="list-style-type: none">  Response to #2- I wish when speech would send home updates they could explain it more (Give example words)  Response to #1- My child has been doing great when it comes to expressing his needs.  Response to #3- My child wasn't evaluated by FEN but I wouldn't mind a second opinion.  Response to #5- I'm satisfied my child has come a long way.  Response to #4- Everyone is very friendly and wonderful.  Response to #2- Especially his speech therapist. The forms we get weekly are

- great because we work on the same things at home.
- ✦ Responses to #5- THANK YOU! I don't know what I would have done without your help. He is improving every week. He has missed a lot of school because he has asthma and for some reason this year. Every time he would get a little cold or be around anyone sick it would make it so bad for a week or more and the only thing we could do was use his breathing treatments and additional steroids if needed or his progress would be even better. Thank you again!
 - ✦ Response to # 1- They will also contact us if there's any concerns/progress/good news.
 - ✦ Response to# 3- We would like a note sent back in his notebook on a more daily basis. He currently has a 1-1 aide.
 - ✦ Response to# 2. More is always better.
 - ✦ Response to # 3- Speeches, socialization, motor skills- Wednesdays and Fridays all day.
 - ✦ Response to# 5- He's excelling better.
 - ✦ Response to# 2- Only if I ask.
 - ✦ Response to # 3- Progresses, things to follow up on at home, learning plan. 1-3 pm.
 - ✦ Response to# 2- Don't like the fact that they let my daughter outside with no coat.
 - ✦ Response to# 3- Between 11:30 am to 2:30 pm.
 - ✦ Response to# 2- I write in notebook with no response from therapist.
 - ✦ Response to# 5- Could use more communication.
 - ✦ Responses to# 1- My son's teachers and therapists have been nothing but helpful with any questions I've had.
 - ✦ Response to# 2- They have been great about contacting me with anything that happens or with updates.
 - ✦ Response to # 3- Topics: Day today activities (keeping up with what is being taught). Afternoons.
 - ✦ Response to# 4- My son was evaluated at B/U.
 - ✦ Response to# 5- I have had nothing but positive experiences with everyone involved in my son's education.
 - ✦ Response to# 1- All the staff in my little ones room is wonderful and very friendly.
 - ✦ Response to# 2- I am happy with the feedback and try the things they suggest.
 - ✦ Response to# 4- Everyone took their time to get to know my child and me and listen to my concerns.
 - ✦ Response to# 5- My little one has grown in so many ways since being with Family Enrichment.
 - ✦ Response to# 1- Teachers are fine. No one tells me how to get ahold of the therapists.

CHENANGO COUNTY INTEGRATED PROGRAM

Question	Total # Respondents	Responses
I feel comfortable contacting my child's teacher and/or therapist.	25	23- yes 1-maybe 1-no
I receive frequent feedback from my child's teacher and/or therapist about my child's progress	25	19- yes 4- maybe 2- no
I would be interested in attending parent informational sessions.	25	12- yes 10- maybe 3-no
Was your child evaluated by Family Enrichment Network? If so, was the experience a positive one?	25	21- yes 3-maybe 1-no
I am satisfied with the overall special education program and services provided by the Family Enrichment Network.	25	20- yes 4-maybe 1- no

CHENANGO COUNTY INTEGRATED PROGRAM PARENTAL RESPONSE'S

- ✚ Response to #5- So far, So good. My child has only been attending since Jan. 1st. Everything since then has been going great.
- ✚ Response to #2- I would like to receive more feedback esp. OT.
- ✚ Response to #3- Afternoon; incorporating therapy plans at home.
- ✚ Response to #2- Exceptions has always been OT- Before they didn't have a therapist.
- ✚ Response to #5- Frequent changeovers and my child has issues w/change and transitions. It ends up becoming behaviors at home-sometimes not notified.
- ✚ Response to #5- The program has both positive and negative- I've noticed since Ms. Kate has been with my daughter a positive influence. Since OT has not been in the program- a major regression. Without speech therapy I'm afraid of the regression there- It took a lot of work from everyone (even the parents at home) to get her to where she is now.
- ✚ Response to #3- Ford's behavior. If anything sets him off. What is done to try to control it. Anytime.
- ✚ Response to #4- They were great with him and with me.
- ✚ Response to #5- Ford has improved a lot since he first started attending.
- ✚ Response to #3- Classes on autism in the AM locally.
- ✚ Response to #5- I've enjoyed this program. My son has come a long way. Thanks so much!
- ✚ Response to #1- Teacher turnover seems to be frequent. For me, a problem to keep up with.
- ✚ Response to #2- Looking back through William's daily notebook, I see very few comments from staff.
- ✚ Response to #3- Interacting with other students/teachers. How behavior differs between school and home.
- ✚ Response to #3- Parenting children with disabilities.
- ✚ Response to #1- Always easily accessible, friendly, and informative to my needs as a parent.
- ✚ Response to #2- Loving the daily folder in his backpack!
- ✚ Response to #3- Anything pertaining to better understanding the needs and/or condition of my child's challenges.
- ✚ Response to #5- My child has grown with exponential progression from his baseline starting in this program.
- ✚ Response to #3- Autism and speech therapy.
- ✚ Response to #5- I feel like you guys do a great job, just wish you would notify us more about sickness going around!!!!
- ✚ Response to #2- I would like to receive more feedback from Belle's therapists about her progress and concerns or questions.
- ✚ Response to #1- He didn't have a teacher. Lana will sit at the desk and not even speak. The aides are awesome.

- ✚ Response to#2- I have only received anything until they were leaving. They ignored our presence at party.
 - ✚ Response to#3- I have no idea what he's done or where he is at.
 - ✚ Response to#5- The day of the Christmas party when my wife and I were ignored by Lana, Katie, and Abby was when I got a glimpse at how this program was ran. For three years Ben wouldn't come close to Santa. He was first in line and Lana pushed him away- not once but three times. Since that time I have seen how much she doesn't care for Ben. He has autism and I don't believe she can begin to grasp autistic children don't like change. They continue to move people in and out of the classroom. I will be sending this to the main office also. That was the last time Lana ever spoke to us. She acts like she's above us. Rena, Bethany, Cassie, and Cassie need to run this program!

The Special Services Department continues to work closely with families to develop strong relationships in keeping with the mission and goals of the Family Enrichment Network. Feedback from our districts based on their interactions with families further support that our relationships with families are positive and help support the partnership that families will need to develop as their children transition to elementary school.

As another resource for families, The Special Education Services department also manages a small grant from the Office of People with Developmental Disabilities (OPWDD). It supports children from ages 3-7 who have been identified or may be eligible for OPWDD classification. A team of Family Enrichment Network special education staff work with each family in the home setting to offer strategies and resources to assist parents with managing their child's behavioral needs. This is the fifth year of the grant and it has grown to serve 12 families.

The following highlights the work of this grant:

- helping a family learn strategies to successfully include their child on trips to the grocery store or mall;
- providing a family with a visual schedule to establish daily routines and encourage getting to sleep at a reasonable time;
- assisting with setting limits and dealing with tantrums and aggressive behavior;
- providing information and support for parents as their child transitions to kindergarten;
- teaching families how to include sensory support in their child's everyday life;

RESOURCES TO ENHANCE THE OPERATION OF THE PROGRAM

The reader is directed to Section 3 of the Head Start Community Assessment for an extensive list of the resources available within the community.

2019 WHERE ARE WE NOW?

Last Year's Priorities and Current Status for Broome

<i>Issues from 2017</i>	<i>Actions Taken</i>	<i>Current Status as of 2018</i>
1. Increase SES capacity to provide more related services and SEIT from January-June.	*Discharging children from service when goals are met instead of waiting until annual review meetings has created a few more openings for services.	Although SEIT is now reimbursed per session, the rate continues to be a challenge. It has been extremely difficult recruiting staff as well.
2. Continue to provide support for children with significant behavioral difficulties	*Hired FT Psychologist *Continuation of OPWDD Family Support Services Grant	*Special Class Integrated Setting (SCIS) classes meet to discuss difficult cases and work with our school psychologist. *Broome County families in Family Support Service Grant are satisfied with support
3. Increase access and implementation of technology for our children in SCIS, SEIT and related service settings	*All SCIS classes, SEIT, and therapists have mini iPads	*Teachers will need some support to embed use of technology into instruction and not use iPad solely as an incentive for children. *Some uses of technology observed – for visual schedules, as a verbal output device, assist with participation during circle or story time, record progress monitoring
4. Work toward establishing a FEN Speech/Language Pathologist as an expert in Alternative/Augmentative Communication and who will be able to conduct AAC evaluations in our region.	*We have a SLP who has been participating in on-line classes to support her growth in this area. We are just starting to implement some of the PECS (Picture Exchange Communication System)	*This is a long-term goal; our staff members are not able to conduct AAC evaluations at this time.

5. Improvement of evaluation process – continue to monitor the timeliness of evaluations, including team annual review reports	*We will continue to internally monitor our process for quality and timeliness	*Last year’s annual review reports were sent to districts in advance of all meetings. *We are able to meet NYSED evaluation timelines until January when we schedule evaluations two months ahead; this is a function of the amount of referrals and evaluation staff availability.
--	--	--

UNMET NEEDS FOR SPECIAL EDUCATION SERVICES & RELATED SERVICES

Reflections of the Broome Community Assessment Team on Current Needs for 18-19:

- 1. Shortage of Related Service and SEIS Personnel:** Yearly, this is an expressed need. Broome and Chenango reports a shortage of providers for related services and SEIT (throughout the year) instruction when recommendation for services increase. Although we try to group children when appropriate, travel time and competing schedules limit our flexibility to be efficient from a fiscal perspective. The SED reimbursement rate for SEIS does not allow for travel time have seen a decline in the number of early childhood teachers and speech language pathologists available for recruitment.
- 2. Programs and Supports for Children with Behavioral Challenges:** Committee members continue to see an increase in children who struggle to maintain self-control. Often these children are at great risk of losing their daycare/child care due to the behaviors they present and the lack of provider training in dealing with management issues. This is the 4th year that SES has focused on this population at all of our sites. The classes are fully integrated with typical UPK children and children with IEPs who have high behavioral management needs. Staff plans age appropriate behavioral interventions. Districts have requested that next year we provide targeted staff development to teachers and aides in the area of social emotional needs and counseling.
- 3. Evaluation Process:** Districts shared that they are very pleased with the quality of our evaluation and year-end reports. They noted that the SES department is a good communicator and they feel that the agency takes pride in keeping districts informed. Although evaluations may be delayed during the spring of each year, that is a common challenge for the other 4410 state approved evaluation teams in the county

IDENTIFICATION AND PRIORITIZATION OF ISSUES & PROBLEMS

This assessment indicates that the following community priorities need to be addressed in 2018-2019 by the Special Education Department's programs, services and their community partners:

Broome/Chenango:

1. Programs and supports for children with behavioral challenges
2. Continue with Response to Intervention plan
3. Staff trainings for social-emotional needs in the preschool setting
4. Continue to monitor the evaluation process timeline
5. Shortages of qualified teachers and related service personnel
6. Lack of funds for counseling to address our student and families emotional needs

COMMUNITY ASSESSMENT PROCESS

Agency program directors received a timeline of Community Assessment activities in November to familiarize themselves with the process for creating this year's Community Assessment document. From this point forward each director assembled their committee; these committees were comprised of current parents, staff members, and community representatives. The four program groups were responsible for the collection of current program data. Each program group formed a subcommittee to identify and prioritize the issues and problems evidenced by the data collected.

Information for this report was obtained from both external and internal sources. External data was gathered from the U.S. Census Bureau, New York State Department of Education, New York State Department of Labor, New York State Department of Health, Broome County Department of Social Services, Regional Economic Development Council of the Southern Tier, United Way, Literacy Volunteers of Broome/Tioga, community schools, child care providers, periodicals, and local community agencies. Internal information was compiled using NACCRRA Ware database, the Child Care Facility Search database, the Head Start family profile, Head Start parent questionnaire, program attendance reports, CCR&R Provider Surveys and the Special Education Services Parent Survey. The NACCRRA Ware Computer database tracks providers supplying child care in Broome and Tioga Counties and parents requesting child care referrals from Family Enrichment Network's Child Care Resource and Referral department.

The Head Start and Early Head Start Family Profile is an assessment tool that details the characteristics, needs, and goals of Head Start/ Early Head Start families enrolled in the program. The committee adhered to a strict timeline to complete this report (Table XII). Each program committee met in January for an orientation to the CA process and work group assignments. Work groups collected information, met as needed and submitted data to Family Enrichment Network by the February deadline. The program work groups met to identify & prioritize issues and problems. The CA draft was distributed to the full committee mid-March for revision/approval of the report. Policy Council reviewed and approved the Head Start summary report on March 12, 2019.. The Governing Board approved the entire summary report on March 28, 2019..

Table XII. Community Assessment Timeline

TASK	November	December	January	February	March
Director's Planning	X	X			
CA Orientation Meeting			1/31		
Data Collection			X	X	
Data Analysis/Writing Document			X	X	
Work Groups Identify Needs				2/1-2/28	
CA Committees review document					3/4
Executive Director's Review					3/21
Make Changes to Document					X
CA reviewed by Policy Council					3/12
Make Changes to Document					X
CA reviewed by Governing Board					3/28